rasteli

rubinetterie s.p.a.

CATALOGO LISTINO 2013

rastelli rubinetterie s.p.a.

CATALOGO
LISTINO
2013
CATALOGUE
PRICE LIST

I prodotti illustrati soddisfano i requisiti della direttiva PED 97/23/CE essi sono in generale esentati dalla marcatura CE in base all'articolo 3, paragrafo 3. Nei casi in cui la marcatura CE e' richiesta essa viene evidenziata accanto al numero di articolo.

The showed items are made according to PED 97/23/CE norms.
Generally, they are marking-free as for art.3 - par.3.
In case the CE marking is requested, this is written next to the article number.

Rastelli Rubinetterie S.p.A.
Regione Monticelli, 10/14 - 28045 Invorio (No) - Italy - p.iva 01138420037
tel +39 0322 25.96.91 fax +39 0322 25.47.61

www.rastelli.it
info@rastelli.it

rasteli rubinetterie s.p.a.

CASA FONDATA NEL
1954

Indice - *Index*

1	6	**Valvole a sfera per acqua e riscaldamento** *Ball valves for heating and water plants*
2	26	**Valvole a sfera per gas** *Ball valves for gas*
3	36	**Saracinesche in ottone, bronzo e ghisa** *Brass, bronze and cast iron gate valves*
4	46	**Filtri in ottone, bronzo e ghisa** *Brass, bronze and cast iron filters*
5	50	**Valvole in ottone e bronzo** *Brass and bronze valves*
6	58	**Valvole di fondo, non ritorno e clapet** *Foot valves and non return valves*
7	66	**Rubinetti di arresto e di erogazione** *Stopcocks, bibcocks and ball bibcocks*
8	72	**Rubinetti a maschio e riduttori di pressione** *Plug cocks and pressure reducers*
9	78	**Raccordi per tubi flessibili e tubi filettati** *Fittings for flexible and threaded pipes*
10	88	**Accessori e ricambi** *Spare parts*
11	92	**Informazioni tecniche** *Technical informations*

rasteli rubinetterie s.p.a.

VALVOLE A SFERA PER ACQUA E RISCALDAMENTO

BALL VALVES FOR HEATING AND WATER PLANTS

1

ARAS

Valvola a sfera a passaggio totale tipo pesante, F x F, con leva

Full port ball valve heavy type, F x F, with lever

2

20

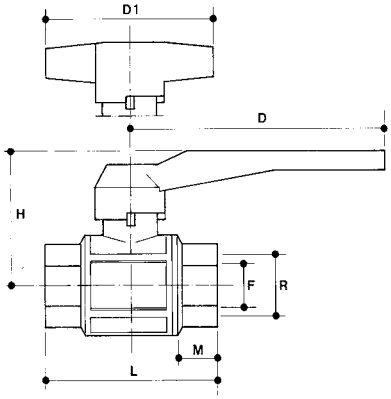

Pressioni di esercizio a max 130°C
Working pressures at 130°C max

	R"	1/4	3/8	1/2	3/4	1	1 ¼	1 ½	2	2½	3	4
PN 40	●	●	●	●	●	○	○	○	○	○	○	
PN 32	○	○	○	○	○	●	●	●	○	○	○	
PN 25	○	○	○	○	○	○	○	○	○	○	○	
PN 20	○	○	○	○	○	○	○	○	●	●	●	
PN 16	○	○	○	○	○	○	○	○	○	○	○	

Dimensioni principali *Leading dimensions*

R"	1/4	3/8	1/2	3/4	1	1 ¼	1 ½	2	2 ½	3	4
D	90	90	90	115	115	150	150	180	270	270	320
D1	45	45	60	70	70	-	-	-	-	-	-
H	41	41	45	57	60	75	81	96	112	123	162
L	46	48	58	69	81	94	99	115	141	165	210
M	11	11	13	14	17	19	19	22	25	27	30
F	10	10	14	20	25	31	39	49	63	76	100

Perdite di carico *Pressure drops*

R"	1/4	3/8	1/2	3/4	1	1 ¼	1 ½	2	2 ½	3	4
Kv	8	9.1	15.5	31.7	58.5	96	160	269	395	535	900

Prezzi *Price*

R"	1/4	3/8	1/2	3/4	1	1 ¼	1 ½	2	2 ½	3	4	
€												
Box	30	30	20	15	10	6	3	2	-	-	-	2
Box	40	30	30	15	10	-	-	-	-	-	-	20

ARAS

Valvola a sfera a passaggio totale tipo pesante, M x F, con leva

Full port ball valve heavy type, M x F, with lever

21

211

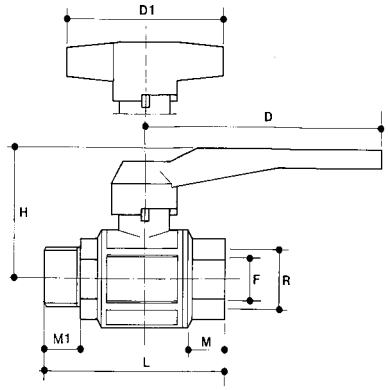

Pressioni di esercizio a max 130°C
Working pressures at 130°C max

	R"	1/4	3/8	1/2	3/4	1	1 ¼	1 ½	2	2½	3	4
PN 40	○	○	●	●	●	○	○	○	○	○	○	
PN 32	○	○	○	○	○	●	●	●	○	○	○	
PN 25	○	○	○	○	○	○	○	○	○	○	○	
PN 20	○	○	○	○	○	○	○	○	○	○	○	
PN 16	○	○	○	○	○	○	○	○	○	○	○	

Dimensioni principali *Leading dimensions*

R"	1/4	3/8	1/2	3/4	1	1 ¼	1 ½	2	2 ½	3	4
D	-	-	90	115	115	150	150	180	-	-	-
D1	-	-	60	70	70	-	-	-	-	-	-
H	-	-	45	57	60	75	81	96	-	-	-
L	-	-	66	80	90	105	111	132	-	-	-
M	-	-	13	14	17	19	19	22	-	-	-
M1	-	-	15	16,5	19,5	22	22	26	-	-	-
F	-	-	14	20	25	31	39	49	-	-	-

Perdite di carico *Pressure drops*

R"	1/4	3/8	1/2	3/4	1	1 ¼	1 ½	2	2 ½	3	4
Kv	-	-	15,5	31,7	58,5	96	160	269	-	-	-

Prezzi *Price*

R"	1/4	3/8	1/2	3/4	1	1 ¼	1 ½	2	2 ½	3	4	
€	-	-							-	-	-	
Box	-	-	20	15	10	5	3	2	-	-	-	21
Box	-	-	20	15	10	-	-	-	-	-	-	211

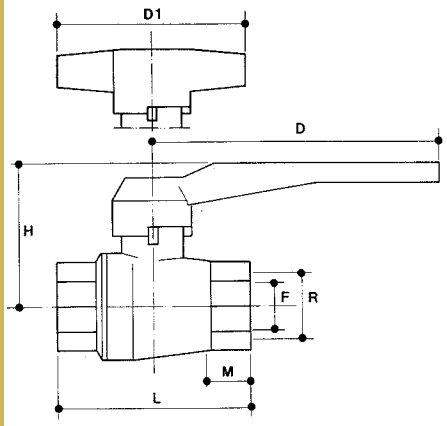

STAR

Valvola a sfera a passaggio totale, F x F, con leva

Full port ball valve, F x F, with lever

Pressioni di esercizio a max 130°C
Working pressures at 130°C max

	R"	1/4	3/8	1/2	3/4	1	1¼	1½	2	2½	3	4
PN 32	○	○	○	○	○	○	○	○	○	○	○	○
PN 25	○	○	○	○	○	○	○	○	○	○	○	○
PN 20	●	●	●	●	●	○	○	○	○	○	○	○
PN 16	○	○	○	○	○	●	●	●	○	○	○	○
PN 10	○	○	○	○	○	○	○	○	●	●	●	●

Dimensioni principali *Leading dimensions*

R"	1/4	3/8	1/2	3/4	1	1 ¼	1 ½	2	2 ½	3	4
D	90	90	90	90	115	115	150	180	270	270	320
D1	45	45	60	60	70	-	-	-	-	-	-
H	40	40	45	48	60	65	81	93	110	120	155
L	42	42	54	55	68	82	89	107	131	150	190
M	10	10	12	13	14	17	17	19	23	25	26
F	10	10	14	19	25	31	39	49	63	76	100

Perdite di carico *Pressure drops*

R"	1/4	3/8	1/2	3/4	1	1 ¼	1 ½	2	2 ½	3	4
Kv	8	9,1	15,5	31,7	58,5	96	160	269	395	535	900

Prezzi *Price*

	R"	1/4	3/8	1/2	3/4	1	1 ¼	1 ½	2	2 ½	3	4
	€											
4	Box	30	30	20	15	10	10	5	2	-	-	-
40	Box	40	30	30	20	10	-	-	-	-	-	-

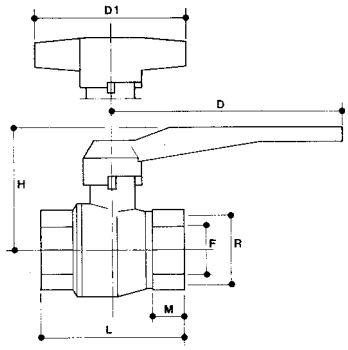

NOVA

Valvola a sfera a passaggio totale, tipo export, F x F, con leva

Full port ball valve, export type, F x F, with lever

Pressioni di esercizio a max 130°C
Working pressures at 130°C max

	R"	1/4	3/8	1/2	3/4	1	1¼	1½	2	2½	3	4
PN 32	○	○	○	○	○	○	○	○	○	○	○	○
PN 25	○	○	○	○	○	○	○	○	○	○	○	○
PN 20	●	●	●	●	●	○	○	○	○	○	○	○
PN 16	○	○	○	○	○	●	●	●	○	○	○	○
PN 10	○	○	○	○	○	○	○	○	●	●	●	●

Dimensioni principali *Leading dimensions*

R"	1/4	3/8	1/2	3/4	1	1 ¼	1 ½	2	2 ½	3	4
D	90	90	90	90	115	115	150	150	270	270	320
D1	45	45	60	60	70	-	-	-	-	-	-
H	40	40	45	50	58	65	80	87	110	120	155
L	42	42	49	58	68	82	89	105	131	150	190
M	10	10	12	13	14	16	16	17	23	25	26
F	10	10	14	19	25	31	39	49	63	76	100

Perdite di carico *Pressure drops*

R"	1/4	3/8	1/2	3/4	1	1 ¼	1 ½	2	2 ½	3	4
Kv	8	9,1	15,5	31,7	58,5	96	160	269	395	535	900

Prezzi *Price*

	R"	1/4	3/8	1/2	3/4	1	1 ¼	1 ½	2	2 ½	3	4
	€											
45	Box	30	30	20	15	10	10	5	3	-	-	-
450	Box	40	30	30	20	10	-	-	-	-	-	-

nova

Valvola a sfera a passaggio totale, tipo export, M x F, con leva

Export type full port ball valve, M x F, with lever

46

451

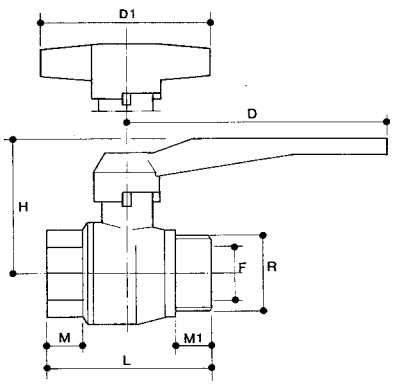

Pressioni di esercizio a max 130°C
Working pressures at 130°C max

	R" 1/4	3/8	1/2	3/4	1	1 ¼	1 ½	2	2½	3	4
PN 32	○	○	○	○	○	○	○	○	○	○	○
PN 25	○	○	○	○	○	○	○	○	○	○	○
PN 20	●	●	●	●	●	○	○	○	○	○	○
PN 16	○	○	○	○	○	●	●	●	○	○	○
PN 10	○	○	○	○	○	○	○	○	○	○	○

Dimensioni principali *Leading dimensions*

R"	1/4	3/8	1/2	3/4	1	1 ¼	1 ½	2	2 ½	3	4
D	90	90	90	90	115	115	150	150	-	-	-
D1	45	45	60	60	70	-	-	-	-	-	-
H	40	40	38	50	58	65	80	87	-	-	-
L	42	42	50	59	68	82	89	105	-	-	-
M	10	10	12	13	14	17	17	19	-	-	-
M1	9	10	12	14	16	18	18	20	-	-	-
F	10	10	14	19	25	31	39	49	-	-	-

Perdite di carico *Pressure drops*

R"	1/4	3/8	1/2	3/4	1	1 ¼	1 ½	2	2 ½	3	4
Kv	8	9,1	15,5	31,7	58,5	96	160	269	-	-	-

Prezzi *Price*

R"	1/4	3/8	1/2	3/4	1	1 ¼	1 ½	2	2 ½	3	4	
€									-	-	-	
Box	30	30	20	15	10	10	5	3	-	-	-	46
Box	40	30	30	15	10	-	-	-	-	-	-	451

nova

Valvola a sfera a passaggio totale, M x M, con leva

Full port ball valve, M x M, with lever

19

190

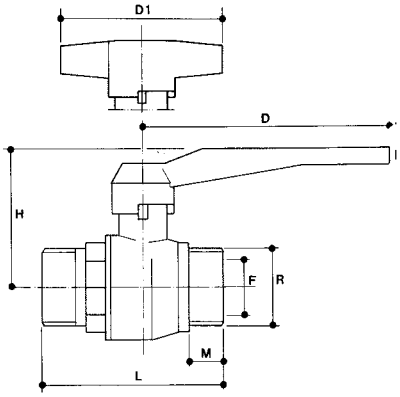

Pressioni di esercizio a max 130°C
Working pressures at 130°C max

	R" 1/4	3/8	1/2	3/4	1	1 ¼	1 ½	2	2½	3	4
PN 32	○	○	○	○	○	○	○	○	○	○	○
PN 25	○	○	○	○	○	○	○	○	○	○	○
PN 20	○	●	●	●	●	○	○	○	○	○	○
PN 16	○	○	○	○	○	●	●	●	○	○	○
PN 10	○	○	○	○	○	○	○	○	○	○	○

Dimensioni principali *Leading dimensions*

R"	1/4	3/8	1/2	3/4	1	1 ¼	1 ½	2	2 ½	3	4
D	-	90	90	90	115	115	150	150	-	-	-
D1	-	45	60	60	70	-	-	-	-	-	-
H	-	40	45	47	58	65	80	87	-	-	-
L	-	49	63	69	80	93	103	122	-	-	-
M	-	10	13	14	16	18	18	20	-	-	-
F	-	10	14	19	25	31	39	49	-	-	-

Perdite di carico *Pressure drops*

R"	1/4	3/8	1/2	3/4	1	1 ¼	1 ½	2	2 ½	3	4
Kv	-	9,1	15,5	31,7	58,5	96	160	269	-	-	-

Prezzi *Price*

R"	1/4	3/8	1/2	3/4	1	1 ¼	1 ½	2	2 ½	3	4	
€	-								-	-	-	
Box	-	30	25	15	10	10	3	2	-	-	-	19
Box	-	30	25	20	10	-	-	-	-	-	-	190

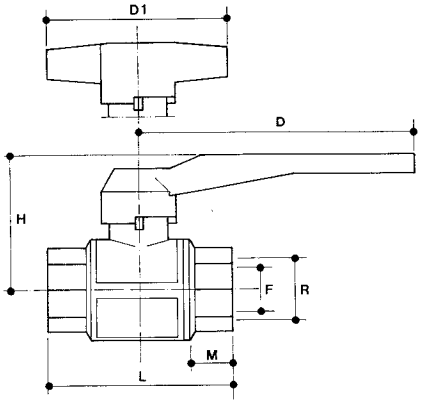

Pressioni di esercizio a max 130°C
Working pressures at 130°C max

	R"	1/4	3/8	1/2	3/4	1	1 ¼	1 ½	2	2½	3	4
PN 32	●	●	●	●	●							
PN 25						●	●	●				
PN 20												
PN 16										●	●	●
PN 10												

Dimensioni principali *Leading dimensions*

R"	1/4	3/8	1/2	3/4	1	1 ¼	1 ½	2	2 ½	3	4
D	90	90	90	90	115	115	150	180	270	270	320
D1	45	45	60	60	70	-	-	-	-	-	-
H	41	41	45	48	60	65	83	94	110	120	155
L	46	48	54	58	68	82	89	105	131	155	195
M	11	11	13	13	14	17	17	19	23	25	26
F	9	10	14	19	25	31	39	49	63	76	100

Perdite di carico *Pressure drops*

R"	1/4	3/8	1/2	3/4	1	1 ¼	1 ½	2	2 ½	3	4
Kv	8	9.1	15.5	31.7	58.5	96	160	269	395	535	900

Prezzi *Price*

	R"	1/4	3/8	1/2	3/4	1	1 ¼	1 ½	2	2 ½	3	4
	€											
6	Box	30	30	20	15	10	10	5	2	-	-	-
60	Box	40	30	30	20	10	-	-	-	-	-	-

GOAL

Valvola a sfera a passaggio totale tipo normale, F x F, con leva

Full port ball valve normal type , F x F, with lever

6

60

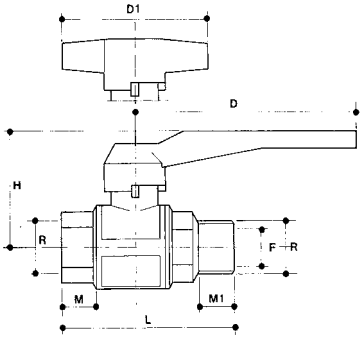

Pressioni di esercizio a max 130°C
Working pressures at 130°C max

	R"	1/4	3/8	1/2	3/4	1	1 ¼	1 ½	2	2½	3	4
PN 32		●	●	●	●							
PN 25						●	●	●				
PN 20												
PN 16										●	●	●
PN 10												

Dimensioni principali *Leading dimensions*

R"	1/4	3/8	1/2	3/4	1	1 ¼	1 ½	2	2 ½	3	4
D	-	90	90	90	115	115	150	150	210	270	310
D1	-	45	60	60	70	-	-	-	-	-	-
H	-	41	45	48	60	65	83	94	115	130	160
L	-	56	63	69	80	93	103	122	148	170	200
M	-	11	13	13	14	17	17	19	20	22	25
M1	-	11	13	14	16	18	18	20	20	22	25
F	-	10	14	19	25	31	39	49	65	80	100

Perdite di carico *Pressure drops*

R"	1/4	3/8	1/2	3/4	1	1 ¼	1 ½	2	2 ½	3	4
Kv	-	9.1	15.5	31.7	58.5	96	160	269	395	535	900

Prezzi *Price*

	R"	1/4	3/8	1/2	3/4	1	1 ¼	1 ½	2	2 ½	3	4
	€	-										
61	Box	-	30	20	15	10	9	3	2	-	-	-
610	Box	-	30	30	15	10	-	-	-	-	-	-

GOAL

Valvola a sfera a passaggio totale tipo normale, M x F, con leva

Full port ball valve normal type , M x F, with lever

61

610

LEVA INOX

Valvola a sfera a passaggio totale con leva acciaio inox, F x F

Full port ball valve with stainless steel lever, F x F



150

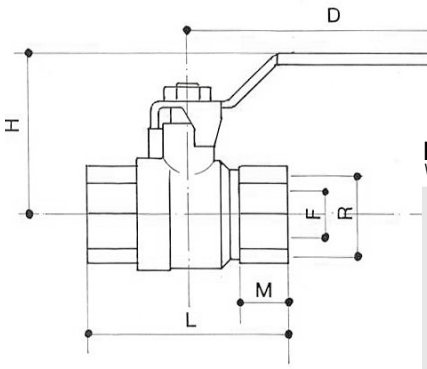

Pressioni di esercizio a max 130°C
Working pressures at 130°C max

R"	1/4	3/8	1/2	3/4	1	1¼	1½	2	2½	3	4
PN 32	○	○	○	○	○	○	○	○	○	○	○
PN 25	○	○	●	●	●	○	○	○	○	○	○
PN 20	○	○	○	○	○	●	●	●	○	○	○
PN 16	○	○	○	○	○	○	○	○	○	○	○
PN 10	○	○	○	○	○	○	○	○	○	○	○

Dimensioni principali *Leading dimensions*

R"	1/4	3/8	1/2	3/4	1	1 ¼	1 ½	2	2 ½	3	4
F	-	-	15	20	25	32	40	50	-	-	-
M	-	-	17	18,5	21	23,5	24	28	-	-	-
L	-	-	60	69	80	93	103	125	-	-	-
H	-	-	44	47	49	67	72	90	-	-	-
D	-	-	80	80	80	115	115	145	-	-	-

Perdite di carico *Pressure drops*

R"	1/4	3/8	1/2	3/4	1	1 ¼	1 ½	2	2 ½	3	4
Kv	-	-	15,5	31,7	58,5	96	160	269	-	-	-

Prezzi *Price*

R"	1/4	3/8	1/2	3/4	1	1 ¼	1 ½	2	2 ½	3	4
€	-	-							-	-	-
Box	-	-	25	20	12	-	-	-	-	-	-

LEVA INOX

Valvola a sfera a passaggio totale con leva acciaio inox, M x F

Full port ball valve with stainless steel lever, M x F



151

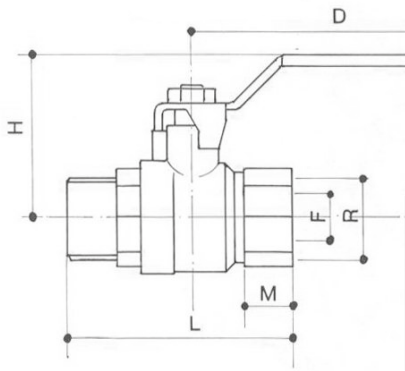

Pressioni di esercizio a max 130°C
Working pressures at 130°C max

R"	1/4	3/8	1/2	3/4	1	1¼	1½	2	2½	3	4
PN 32	○	○	○	○	○	○	○	○	○	○	○
PN 25	○	○	●	●	●	○	○	○	○	○	○
PN 20	○	○	○	○	○	●	●	●	○	○	○
PN 16	○	○	○	○	○	○	○	○	○	○	○
PN 10	○	○	○	○	○	○	○	○	○	○	○

Dimensioni principali *Leading dimensions*

R"	1/4	3/8	1/2	3/4	1	1 ¼	1 ½	2	2 ½	3	4
F	-	-	15	20	25	32	40	50	-	-	-
M	-	-	17	18,5	21	23,5	24	28	-	-	-
L	-	-	68	76	88	100	111	133	-	-	-
H	-	-	44	47	49	67	72	90	-	-	-
D	-	-	80	80	80	115	115	145	-	-	-

Perdite di carico *Pressure drops*

R"	1/4	3/8	1/2	3/4	1	1 ¼	1 ½	2	2 ½	3	4
Kv	-	-	15,5	31,7	58,5	96	160	269	-	-	-

Prezzi *Price*

R"	1/4	3/8	1/2	3/4	1	1 ¼	1 ½	2	2 ½	3	4
€	-	-							-	-	-
Box	-	-	25	20	12	-	-	-	-	-	-

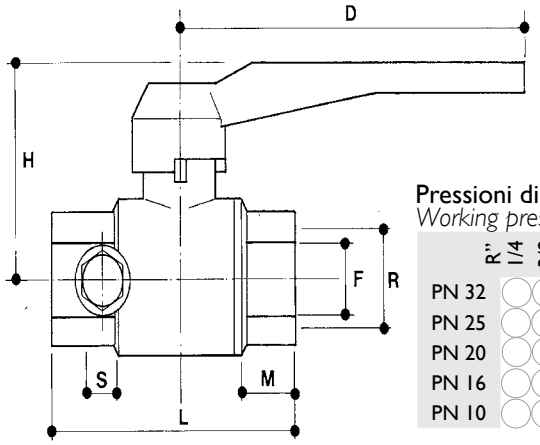

Pressioni di esercizio a max 100°C
Working pressures at 100°C max

R"	1/4	3/8	1/2	3/4	1	1¼	1½	2	2½	3	4
PN 32											
PN 25			●	●	●						
PN 20						●	●	●			
PN 16											
PN 10											

Dimensioni principali *Leading dimensions*

R"	1/4	3/8	1/2	3/4	1	1 ¼	1 ½	2	2 ½	3	4
D	-	-	90	90	115	115	150	180	-	-	-
H	-	-	45	48	60	65	83	94	-	-	-
L	-	-	57	65	73	86	93	109	-	-	-
M	-	-	13	13	14	17	17	19	-	-	-
F	-	-	14	19	25	31	39	49	-	-	-
S	-	-	1/4"	1/4"	1/4"	1/4"	1/4"	1/4"	-	-	-

Perdite di carico *Pressure drops*

R"	1/4	3/8	1/2	3/4	1	1 ¼	1 ½	2	2 ½	3	4
Kv	-	-	15,5	31,7	58,5	96	160	269	-	-	-

Prezzi *Price*

R"	1/4	3/8	1/2	3/4	1	1 ¼	1 ½	2	2 ½	3	4
€	-	-							-	-	-
€	-	-							-	-	-
Box	-	-	20	12	12	10	5	2	-	-	-

GOAL

Valvola a sfera a passaggio totale tipo normale, F x F, con spurgo e tappo

Brass ball valves normal type , F x F, with drain cock and plug

65

65
65RU

65RU

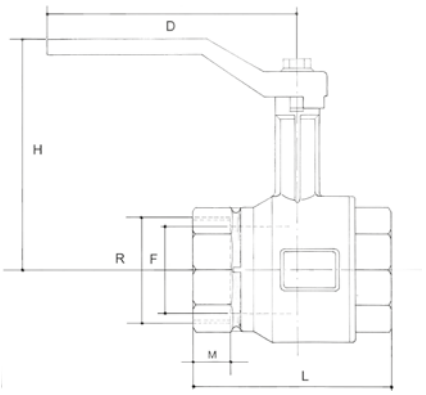

Pressioni di esercizio a max 130°C
Working pressures at 130°C max

R"	1/4	3/8	1/2	3/4	1	1¼	1½	2	2½	3	4
PN 32											
PN 25			●	●	●						
PN 20						●	●	●			
PN 16											
PN 10											

Dimensioni principali *Leading dimensions*

R"	1/4	3/8	1/2	3/4	1	1 ¼	1 ½	2	2 ½	3	4
F	-	-	14	19	25	31	39	49	-	-	-
L	-	-	54	59	69	83	92	110	-	-	-
H	-	-	90	93	102	116	122	137	-	-	-
D	-	-	82	82	93	117	117	145	-	-	-
M	-	-	13	13	15	18	18	20	-	-	-

Perdite di carico *Pressure drops*

R"	1/4	3/8	1/2	3/4	1	1 ¼	1 ½	2	2 ½	3	4
Kv	-	-	15,5	31,7	58,5	96	160	269	-	-	-

Prezzi *Price*

R"	1/4	3/8	1/2	3/4	1	1 ¼	1 ½	2	2 ½	3	4
€	-	-							-	-	-
Box	-	-	20	20	10	6	6	4	-	-	-

EXTENDER

Valvola a sfera adatta per l'isolazione termica delle tubazioni, F x F

Brass ball valve suitable for pipes isolation, F x F

48

UNION

Valvola a sfera a passaggio totale, M x F, con attacco a bocchettone

Full port ball valve, M x F, with hose coupling

Maniglia a farfalla **620**

Maniglia a leva **62**

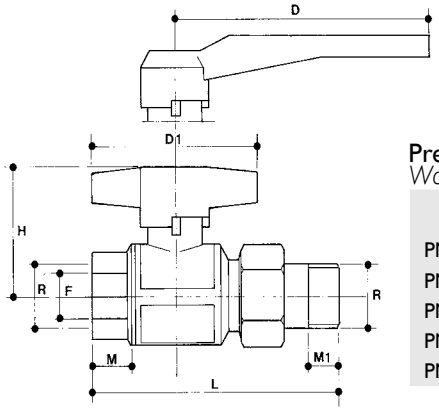

Pressioni di esercizio a max 130°C
Working pressures at 130°C max

	R"	1/4	3/8	1/2	3/4	1	1 ¼	1 ½	2	2½	3	4
PN 32												
PN 25												
PN 20				●	●	●	●					
PN 16												
PN 10												

Dimensioni principali *Leading dimensions*

R"	1/4	3/8	1/2	3/4	1	1 ¼	1 ½	2	2 ½	3	4
D	-	-	90	90	115	115	-	-	-	-	-
D1	-	-	60	60	70	-	-	-	-	-	-
H	-	-	40	43	50	65	-	-	-	-	-
L	-	-	78	84	98	115	-	-	-	-	-
M	-	-	13	13	14	17	-	-	-	-	-
M1	-	-	10	11	12	13	-	-	-	-	-
F	-	-	14	19	25	31	-	-	-	-	-

Perdite di carico *Pressure drops*

R"	1/4	3/8	1/2	3/4	1	1 ¼	1 ½	2	2 ½	3	4
Kv	-	-	15,5	31,7	58,5	96,0	-	-	-	-	-

Prezzi *Price*

R"	1/4	3/8	1/2	3/4	1	1 ¼	1 ½	2	2 ½	3	4
€	-	-					-	-	-	-	-
Box	-	-	20	10	10	6	-	-	-	-	-

UNION

Valvola a sfera a passaggio totale, M x M, con attacco a bocchettone

Full port ball valve, M x M, with hose coupling

621

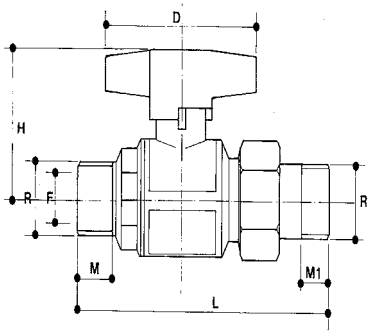

Pressioni di esercizio a max 130°C
Working pressures at 130°C max

	R"	1/4	3/8	1/2	3/4	1	1 ¼	1 ½	2	2½	3	4
PN 32												
PN 25												
PN 20				●	●	●						
PN 16												
PN 10												

Dimensioni principali *Leading dimensions*

R"	1/4	3/8	1/2	3/4	1	1 ¼	1 ½	2	2 ½	3	4
D	-	-	60	60	70	-	-	-	-	-	-
H	-	-	40	43	50	-	-	-	-	-	-
L	-	-	87	95	110	-	-	-	-	-	-
M	-	-	13	14	16	-	-	-	-	-	-
M1	-	-	10	11	12	-	-	-	-	-	-
F	-	-	14	19	25	-	-	-	-	-	-

Perdite di carico *Pressure drops*

R"	1/4	3/8	1/2	3/4	1	1 ¼	1 ½	2	2 ½	3	4
Kv	-	-	15,5	31,7	58,5	-	-	-	-	-	-

Prezzi *Price*

R"	1/4	3/8	1/2	3/4	1	1 ¼	1 ½	2	2 ½	3	4
€	-	-				-	-	-	-	-	-
Box	-	-	20	10	10	-	-	-	-	-	-

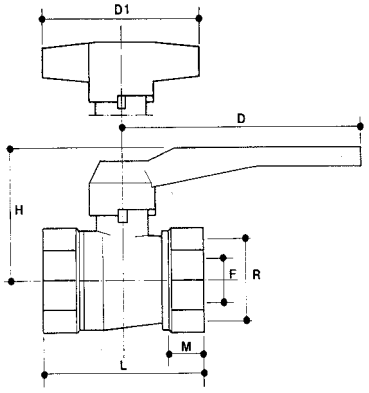

Pressioni di esercizio a max 130°C
Working pressures at 130°C max

R"	1/2	3/4	1	1 ¼	1 ½	2	2 ½	3	4	5	6
PN 32											
PN 25											
PN 20	●	●	●								
PN 16				●	●	●					
PN 10							●	●	●	●	●

Dimensioni principali *Leading dimensions*

R"	1/2	3/4	1	1 ¼	1 ½	2	2 ½	3	4	5	6
D	90	90	90	115	115	150	180	270	270	315	315
D1	45	60	60	-	-	-	-	-	-	-	-
H	41	45	48	60	65	81	97	115	120	165	185
L	47	50	62	68	82	90	110	133	148	196	235
M	11	11	14	14	17	17	21	24	24	25	28
F	10	14	19	25	31	39	49	63	76	100	125

Perdite di carico *Pressure drops*

R"	1/2	3/4	1	1 ¼	1 ½	2	2 ½	3	4	5	6
Kv	8,8	12,8	24,0	40,5	61,3	105	165	330	470	-	-

Prezzi *Price*

	R"	1/2	3/4	1	1 ¼	1 ½	2	2 ½	3	4	5	6
	€											
3	Box	30	20	20	12	10	3	2	-	-	-	-
30	Box	40	30	15	-	-	-	-	-	-	-	-

JOY

Valvola a sfera a passaggio ridotto, F x F, con leva

Reducing port ball valve, F x F, with lever

3

30

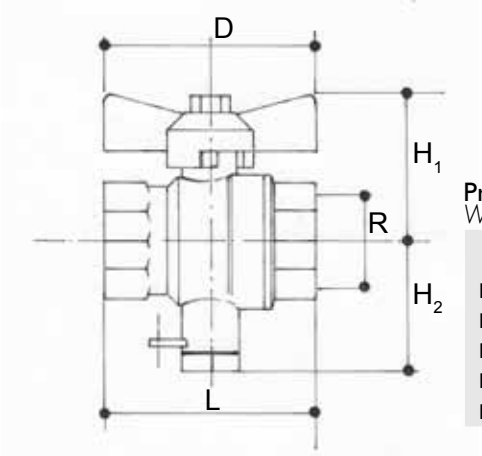

Pressioni di esercizio a max 100°C
Working pressures at 100°C max

R"	1/4	3/8	1/2	3/4	1	1 ¼	1 ½	2	2 ½	3
PN 32										
PN 25										
PN 20			●	●	●					
PN 16										
PN 10										

Dimensioni principali *Leading dimensions*

R"	1/2	3/4	1
L	50	58	68
H_1	38	40	47
H_2	32	36	38
D	53	58	65

Perdite di carico *Pressure drops*

R"	1/2	3/4	1
Kv	15,5	31,7	58,5

Prezzi *Price*

R"	1/4	3/8	1/2	3/4	1	1 ¼	1 ½	2	2 ½
€	-	-					-	-	-
Box	-	-	20	10	10		-	-	-

1168

Valvola a sfera a passaggio totale, F x F, con attacco per sonda

Full port ball valve, F x F, with connection for electron probe

GOAL

Valvola a sfera a passaggio totale, F x F, con testa di manovra sigillabile

Full port ball valve, F x F, with lockable square head

68

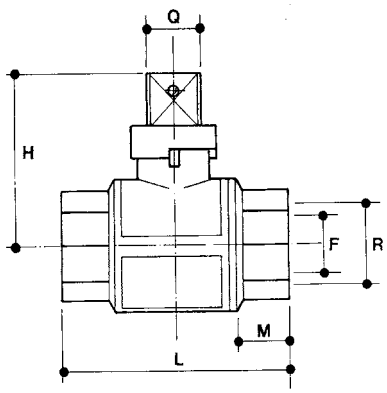

Pressioni di esercizio a max 130°C
Working pressures at 130°C max

	R" 1/4	3/8	1/2	3/4	1	1 ¼	1 ½	2	2½	3	4
PN 32	○	○	○	○	○	○	○	○	○	○	○
PN 25	○	○	●	●	●	○	○	○	○	○	○
PN 20	○	○	○	○	○	●	●	●	○	○	○
PN 16	○	○	○	○	○	○	○	○	○	○	○
PN 10	○	○	○	○	○	○	○	○	○	○	○

Dimensioni principali *Leading dimensions*

R"	1/4	3/8	1/2	3/4	1	1 ¼	1 ½	2	2 ½	3	4
Q	-	-	13	13	17	17	19	19	-	-	-
H	-	-	50	53	65	70	88	98	-	-	-
L	-	-	54	58	68	82	89	105	-	-	-
M	-	-	13	13	14	17	17	19	-	-	-
F	-	-	14	19	25	31	39	49	-	-	-

Perdite di carico *Pressure drops*

R"	1/4	3/8	1/2	3/4	1	1 ¼	1 ½	2	2 ½	3	4
Kv	-	-	15,5	31,7	58,5	96	160	269	-	-	-

Prezzi *Price*

R"	1/4	3/8	1/2	3/4	1	1 ¼	1 ½	2	2 ½	3	4
€	-	-							-	-	-
Box	-	-	20	15	10	10	5	2	-	-	-

GOAL

Valvola a sfera a passaggio totale, M x F, con testa di manovra sigillabile

Full port ball valve, M x F, with lockable square head

681

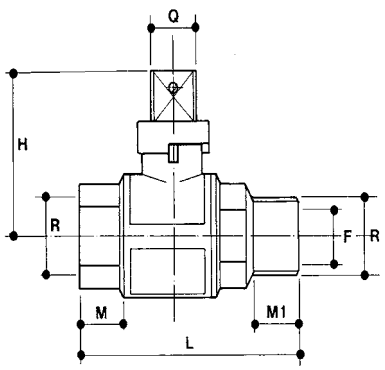

Pressioni di esercizio a max 130°C
Working pressures at 130°C max

	R" 1/4	3/8	1/2	3/4	1	1 ¼	1 ½	2	2½	3	4
PN 32	○	○	○	○	○	○	○	○	○	○	○
PN 25	○	○	●	●	●	○	○	○	○	○	○
PN 20	○	○	○	○	○	●	●	●	○	○	○
PN 16	○	○	○	○	○	○	○	○	○	○	○
PN 10	○	○	○	○	○	○	○	○	○	○	○

Dimensioni principali *Leading dimensions*

R"	1/4	3/8	1/2	3/4	1	1 ¼	1 ½	2	2 ½	3	4
D	-	-	13	13	17	17	19	19	-	-	-
H	-	-	50	53	65	70	88	98	-	-	-
L	-	-	63	69	80	93	103	122	-	-	-
M	-	-	13	13	14	17	17	19	-	-	-
M1	-	-	13	14	16	18	20	20	-	-	-
F	-	-	14	19	25	31	39	49	-	-	-

Perdite di carico *Pressure drops*

R"	1/4	3/8	1/2	3/4	1	1 ¼	1 ½	2	2 ½	3	4
Kv	-	-	15,5	31,7	58,5	96	160	269	-	-	-

Prezzi *Price*

R"	1/4	3/8	1/2	3/4	1	1 ¼	1 ½	2	2 ½	3	4
€	-	-							-	-	-
Box	-	-	20	15	10	10	5	2	-	-	-

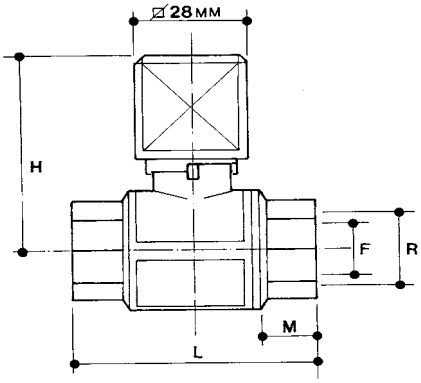

Pressioni di esercizio a max 130°C
Working pressures at 130°C max

	R"	1/4	3/8	1/2	3/4	1	1 ¼	1 ½	2	2 ½	3	4
PN 32												
PN 25				●	●	●						
PN 20							●	●	●			
PN 16												
PN 10												

Dimensioni principali *Leading dimensions*

R"	1/4	3/8	1/2	3/4	1	1 ¼	1 ½	2	2 ½	3	4
H	-	-	59	62	74	80	94	107	-	-	-
L	-	-	54	58	68	82	89	105	-	-	-
M	-	-	13	13	14	17	17	19	-	-	-
F	-	-	14	19	25	31	39	49	-	-	-

Perdite di carico *Pressure drops*

R"	1/4	3/8	1/2	3/4	1	1 ¼	1 ½	2	2 ½	3	4
Kv	-	-	15,5	31,7	58,5	96	160	269	-	-	-

Prezzi *Price*

R"	1/4	3/8	1/2	3/4	1	1 ¼	1 ½	2	2 ½	3	4
€	-	-							-	-	-
Box	-	-	20	10	10	10	5	2	-	-	-

GOAL

Valvola a sfera a passaggio totale, F x F, con testa di manovra 28 mm.

Full port ball valve, F x F, with 28mm. square head

69

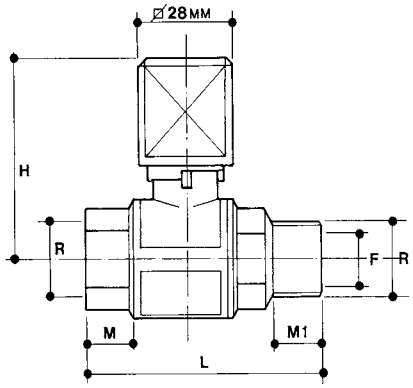

Pressioni di esercizio a max 130°C
Working pressures at 130°C max

	R"	1/4	3/8	1/2	3/4	1	1 ¼	1 ½	2	2 ½	3	4
PN 32												
PN 25				●	●	●						
PN 20							●	●	●			
PN 16												
PN 10												

Dimensioni principali *Leading dimensions*

R"	1/4	3/8	1/2	3/4	1	1 ¼	1 ½	2	2 ½	3	4
H	-	-	59	62	74	80	94	107	-	-	-
LI	-	-	63	69	80	93	103	122	-	-	-
M	-	-	13	13	14	17	17	19	-	-	-
MI	-	-	13	14	16	18	20	20	-	-	-
F	-	-	14	19	25	31	39	49	-	-	-

Perdite di carico *Pressure drops*

R"	1/4	3/8	1/2	3/4	1	1 ¼	1 ½	2	2 ½	3	4
Kv	-	-	15,5	31,7	58,5	96	160	269	-	-	-

Prezzi *Price*

R"	1/4	3/8	1/2	3/4	1	1 ¼	1 ½	2	2 ½	3	4
€	-	-							-	-	-
Box	-	-	20	10	10	10	5	2	-	-	-

GOAL

Valvola a sfera a passaggio totale, M x F, con testa di manovra 28 mm

Full port ball valve, M x F, with 28mm square head

691

9LV

TREVIE A "L"

Valvola a sfera tre vie a passaggio ridotto, F x F x F a "L" con leva

"L" reducing port three ways ball valve F x F x F with lever

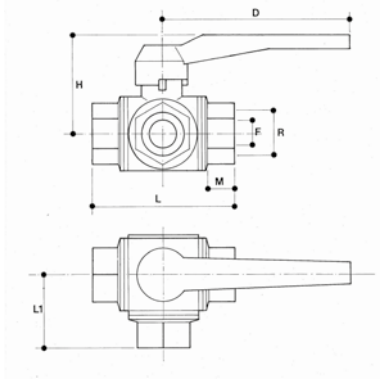

Pressioni di esercizio a max 130°C
Working pressures at 130°C max

	R"	1/4	3/8	1/2	3/4	1	1 ¼	1 ½	2	2½	3	4
PN 40		●	●									
PN 32				●								
PN 25					●	●						
PN 20							●	●	●	●		
PN 16												

Dimensioni principali *Leading dimensions*

R"	1/4	3/8	1/2	3/4	1	1 ¼	1 ½	2	2 ½	3	4
L	76	76	82	90	106	120	142	165	194	-	-
L1	38	38	41	45	53	60	71	82,5	97	-	-
H	52	52	52	55,5	64	76,5	93,5	103,5	124	-	-
D	115	115	115	115	150	150	240	240	240	-	-
M	18	18	17	18,5	20	23,5	28,5	32	35	-	-
F	10	10	10	15	20	25	32	40	50	-	-

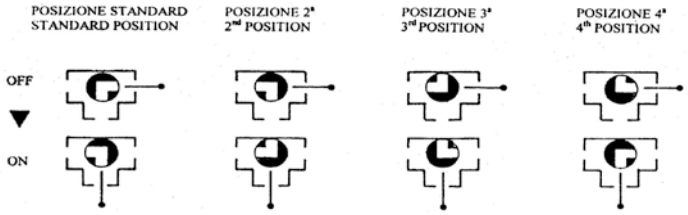

Prezzi *Price*

R"	1/4	3/8	1/2	3/4	1	1 ¼	1 ½	2	2 ½	3	4
€										-	-
Box	6	6	5	4	4	3	-	-	-	-	-

9TV

TREVIE A "T"

Valvola a sfera tre vie a passaggio ridotto, F x F x F, a "T" con leva

"T" reducing port three ways ball valve F x F x F with lever

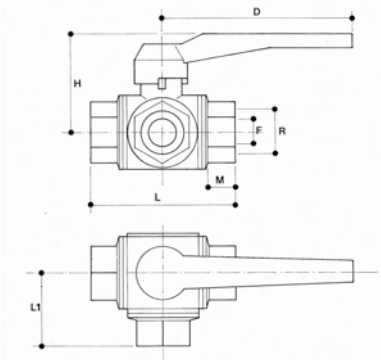

Pressioni di esercizio a max 130°C
Working pressures at 130°C max

	R"	1/4	3/8	1/2	3/4	1	1 ¼	1 ½	2	2½	3	4
PN 40		●	●									
PN 32				●								
PN 25					●	●						
PN 20							●	●	●	●		
PN 16												

Dimensioni principali *Leading dimensions*

R"	1/4	3/8	1/2	3/4	1	1 ¼	1 ½	2	2 ½	3	4
L	76	76	82	90	106	120	142	165	194	-	-
L1	38	38	41	45	53	60	71	82,5	97	-	-
H	52	52	52	55,5	64	76,5	93,5	103,5	124	-	-
D	115	115	115	115	150	150	240	240	240	-	-
M	18	18	17	18,5	20	23,5	28,5	32	35	-	-
F	10	10	10	15	20	25	32	40	50	-	-

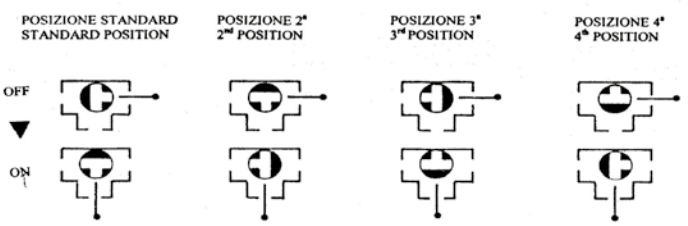

Prezzi *Price*

R"	1/4	3/8	1/2	3/4	1	1 ¼	1 ½	2	2 ½	3	4
€										-	-
Box	6	6	5	4	4	3	-	-	-	-	-

Pressioni di esercizio a max 100°C
Working pressures at 100°C max

	R" 1/2	3/4	1
PN 25	○	○	○
PN 20	●	●	●
PN 16	○	○	○

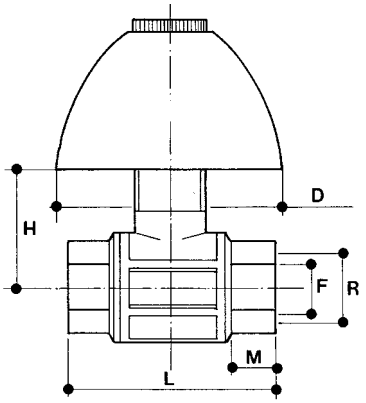

Perdite di carico
Pressure drops

R"	1/2	3/4	1
Kv	15,5	31,7	58,5

Dimensioni principali
Leading dimensions

R"	1/2	3/4	1
L	58	70	82
M	14	15	18
F	15	20	25
H	48/33	57/41	60/44
D	64	64	64

Prezzi *Price*

R"	1/2	3/4	1
€			
Box	10	5	5

7

Valvola a sfera per incasso con cappuccio

Built-in type ball valve with lockshield

Pressioni di esercizio a max 100°C
Working pressures at 100°C max

	R" 1/2	3/4	1
PN 25	○	○	○
PN 20	●	●	●
PN 16	○	○	○

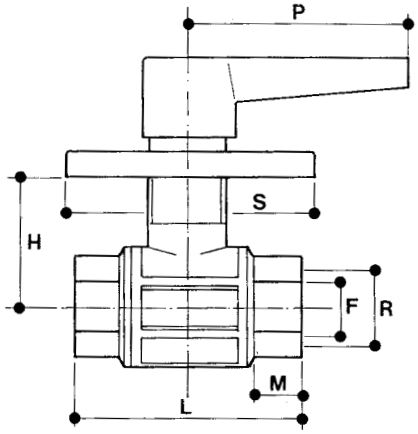

Perdite di carico
Pressure drops

R"	1/2	3/4	1
Kv	15,5	31,7	58,5

Dimensioni principali
Leading dimensions

R"	1/2	3/4	1
L	58	70	82
M	14	15	18
F	15	20	25
H	43/18	50/30	53/34
P	54	54	54
S	67	67	67

Prezzi *Price*

R"	1/2	3/4	1
€			
Box	8	6	5

70

Valvola a sfera per incasso con leva

Built-in type ball valve with lever

Pressioni di esercizio a max 100°C
Working pressures at 100°C max

	R" 1/2	3/4	1
PN 25	○	○	○
PN 20	●	●	●
PN 16	○	○	○

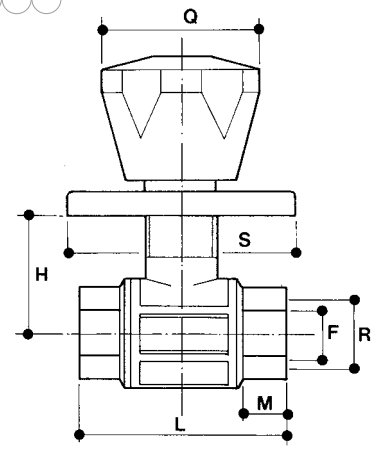

Perdite di carico
Pressure drops

R"	1/2	3/4	1
Kv	15,5	31,7	58,5

Dimensioni principali
Leading dimensions

R"	1/2	3/4	1
L	58	70	82
M	14	15	18
F	15	20	25
H	43/18	50/30	53/34
Q	48	48	48
S	67	67	67

Prezzi *Price*

R"	1/2	3/4	1
€			
Box	6	5	4

71

Valvola a sfera per incasso con maniglia

Built-in type ball valve with handle

72

Valvola a sfera per incasso, sfera estraibile,con cappuccio

Built-in type ball valve, removing ball with lockshield

Pressioni di esercizio a max 100°C
Working pressures at 100°C max

R"	1/2	3/4	-
PN 25	○	○	○
PN 20	●	●	○
PN 16	○	○	○

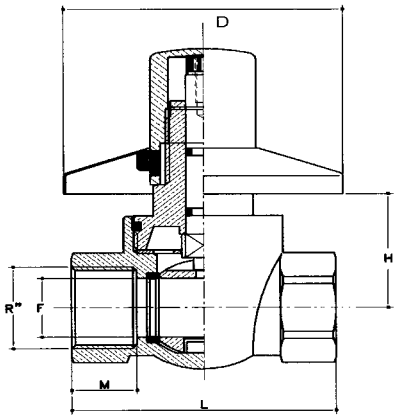

Perdite di carico
Pressure drops

R"	1/2	3/4	-
Kv	15,5	31,7	-

Dimensioni principali
Leading dimensions

R"	1/2	3/4	-
L	58	66	-
M	15	16,5	-
F	14	19	-
H	60/32	62/34	-
D	70	70	-

Prezzi *Price*

R"	1/2	3/4	-
€			-
Box	2	2	-

73

Valvola a sfera per incasso, sfera estraibile, con leva

Built-in type ball valve, removing ball, with lever

Pressioni di esercizio a max 100°C
Working pressures at 100°C max

R"	1/2	3/4	-
PN 25	○	○	○
PN 20	●	●	○
PN 16	○	○	○

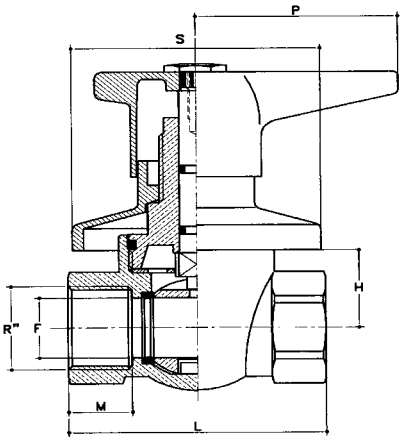

Perdite di carico
Pressure drops

R"	1/2	3/4	-
Kv	15,5	31,7	-

Dimensioni principali
Leading dimensions

R"	1/2	3/4	-
L	58	66	-
M	15	16,5	-
F	14	19	-
H	44/30	46/32	-
P	54	54	-
S	64	64	-

Prezzi *Price*

R"	1/2	3/4	-
€			-
Box	2	2	-

74

Valvola a sfera per incasso, sfera estraibile, con maniglia

Built-in type ball valve, removing ball, with handle

Pressioni di esercizio a max 100°C
Working pressures at 100°C max

R"	1/2	3/4	-
PN 25	○	○	○
PN 20	●	●	○
PN 16	○	○	○

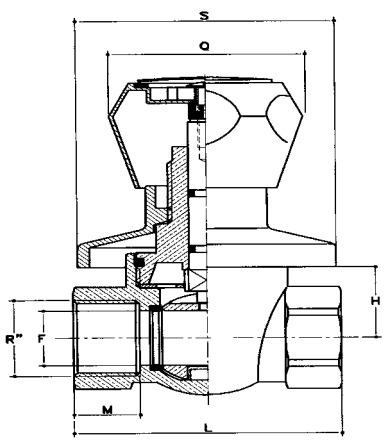

Perdite di carico
Pressure drops

R"	1/2	3/4	-
Kv	15,5	31,7	-

Dimensioni principali
Leading dimensions

R"	1/2	3/4	-
L	58	66	-
M	15	16,5	-
F	14	19	-
H	40/30	42/32	-
Q	48	48	-
S	64	64	-

Prezzi *Price*

R"	1/2	3/4	-
€			-
Box	2	2	-

519S

Rubinetto a sfera scarico caldaia con portagomma e tappo

Boiler drain ball valve

Pressioni di esercizio a max 80°C
Working pressures at 80°C max

	R" 1/2	3/4	1	3/4	1	1¼	1½	2
PN 20	○	○	○	○	○	○	○	○
PN 16	○	○	○	○	○	○	○	○
PN 10	●	○	○	○	○	○	○	○

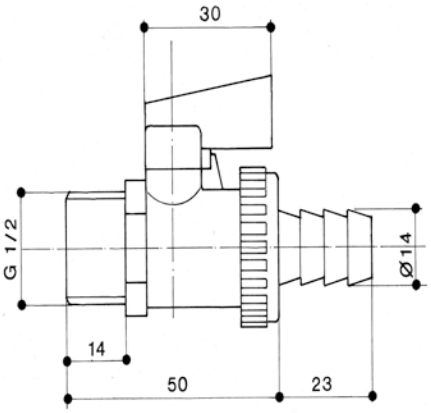

Prezzi	Price
R"	1/2
€	
Box	100

519G

Rubinetto a sfera scarico caldaia tipo pesante con portagomma e tappo

Boiler drain ball valve, heavy type with lock nut

Pressioni di esercizio a max 80°C
Working pressures at 80°C max

	R" 1/2	3/4	1	3/4	1	1¼	1½	2
PN 20	○	○	○	○	○	○	○	○
PN 16	○	○	○	○	○	○	○	○
PN 10	●	○	○	○	○	○	○	○

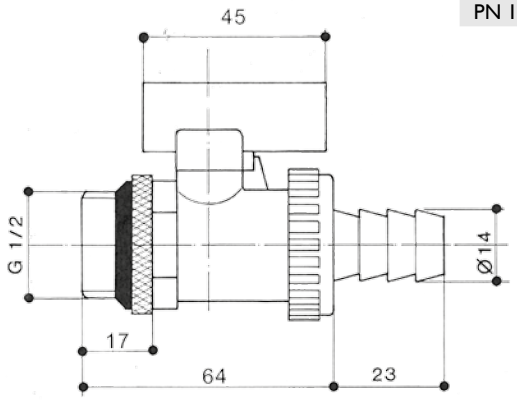

Prezzi	Price
R"	1/2
€	
Box	20

606S

Sfiato tipo Roma con valvola a sfera taglio cacciavite

Air vent Roma type with ball valve, screwdriver slot

Pressioni di esercizio a max 80°C
Working pressures at 80°C max

	R" 1/2	3/4	1	3/4	1	1¼	1½	2
PN 20	○	○	○	○	○	○	○	○
PN 16	○	○	○	○	○	○	○	○
PN 10	○	○	○	○	●	○	○	○

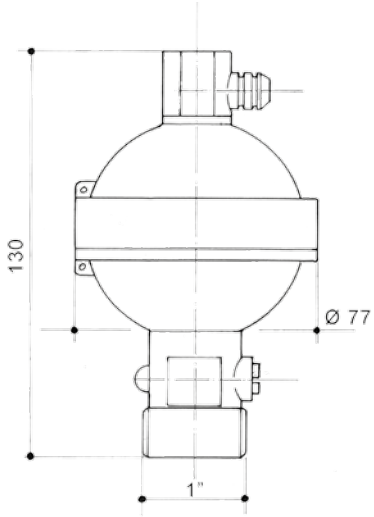

Prezzi	Price
R"	1
€	
Box	12

19DX
19SX

Valvola a sfera per macchine agricole, con leva

Ball valve for agricultural machine with lever

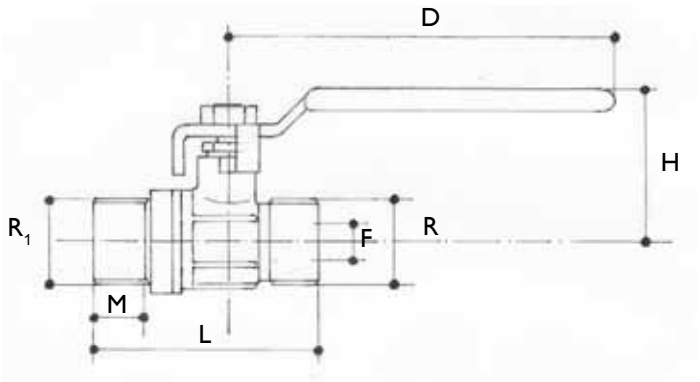

Dimensioni principali
Leading dimensions

R"	R"1	L	H	D	M	F
1/2	3/8	55	37	95	12	9
1/2	1/2	55	37	95	12	9

Prezzi *Price*

R"	1/2 x 3/8	1/2 x 1/2
€		
Box	100	100

190DX

Valvola a sfera per macchine agricole, con farfalla

Ball valve for agricultural machine with handle

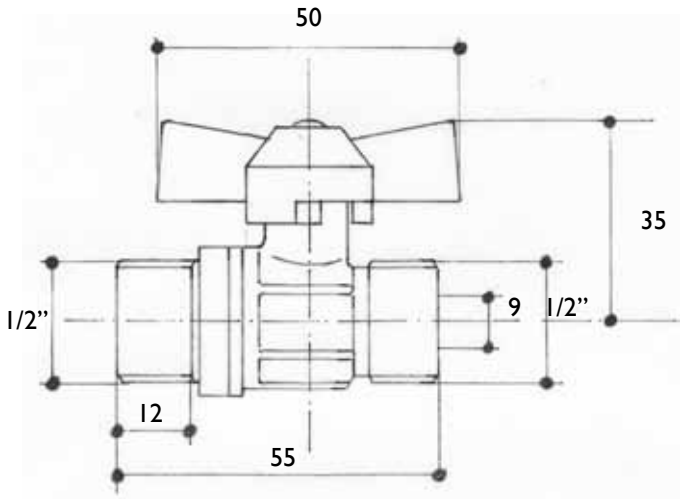

Prezzi *Price*

R"	1/2 x 1/2
€	
Box	200

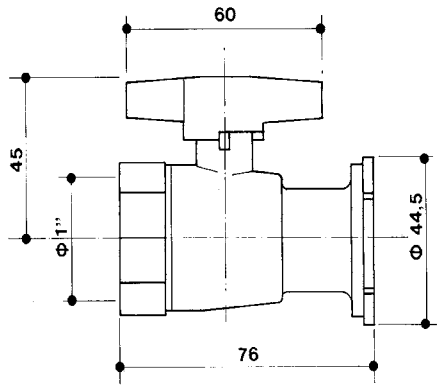

Pressioni di esercizio a max 80°C
Working pressures at 80°C max

	R" 1/4	3/8	1/2	3/4	1	1¼	1½	2
PN 20	○	○	○	○	○	○	○	○
PN 16	○	○	○	○	●	○	○	○
PN 10	○	○	○	○	○	○	○	○

Prezzi	*Price*
R"	1
€	
Box	10

18

Valvola a sfera per pompe di circolazione con farfalla

Pump type ball valve with butterfly handle

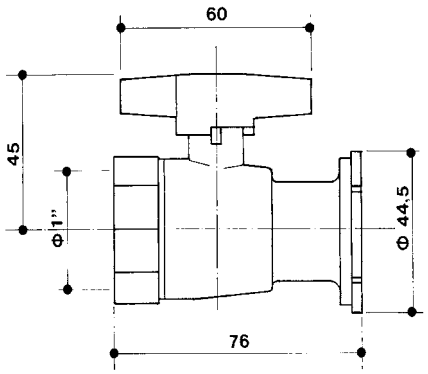

Pressioni di esercizio a max 80°C
Working pressures at 80°C max

	R" 1/4	3/8	1/2	3/4	1	1¼	1½	2
PN 20	○	○	○	○	○	○	○	○
PN 16	○	○	○	○	●	○	○	○
PN 10	○	○	○	○	○	○	○	○

Prezzi	*Price*
R"	1
€	
Box	10

18NR

Valvola a sfera per pompe di circolazione con valvola di ritegno

Pump type ball valve with non return valve

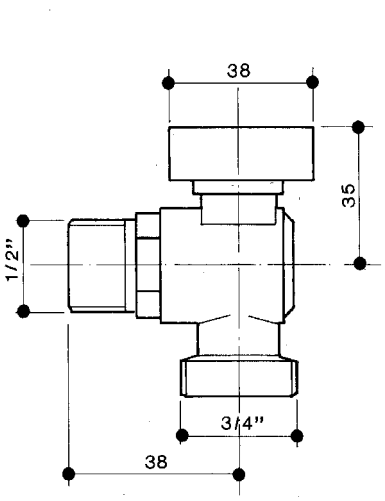

Pressioni di esercizio a max 80°C
Working pressures at 80°C max

	R" 1/4	3/8	1/2	3/4	1	1¼	1½	2
PN 20	○	○	○	○	○	○	○	○
PN 16	○	○	○	○	○	○	○	○
PN 10	○	○	●	○	○	○	○	○

Prezzi	*Price*
R"	1/2
€	
Box	100

82

Valvola a sfera per lavatrice

Washing machine ballvalve

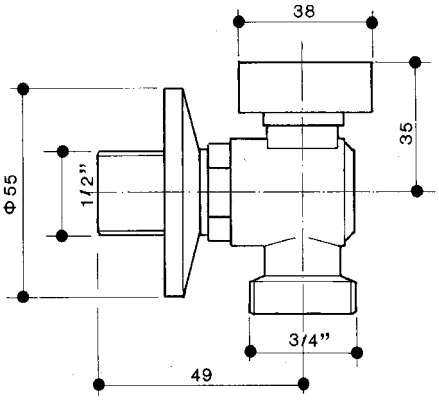

Pressioni di esercizio a max 80°C
Working pressures at 80°C max

	R" 1/4	3/8	1/2	3/4	1	1¼	1½	2
PN 20	○	○	○	○	○	○	○	○
PN 16	○	○	○	○	○	○	○	○
PN 10	○	○	●	○	○	○	○	○

Prezzi	*Price*
R"	1/2
€	
Box	100

83

Valvola a sfera per lavatrice con rosone

Wall plate washing machine ballvalve

8

Valvola a sfera Mini, F x F

Mini ball valve, F x F

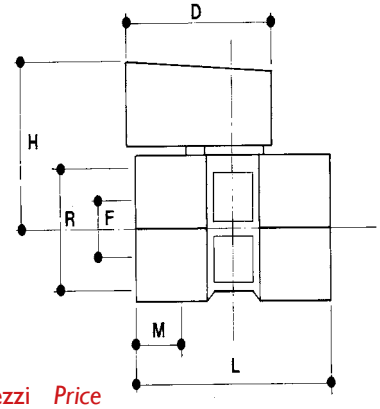

Prezzi *Price*

R"	1/4	3/8	1/2
€			
Box	100	100	50

Pressioni di esercizio a max 80°C
Working pressures at 80°C max

	R" 1/4	3/8	1/2	3/4	1
PN 20	○	○	○	○	○
PN 16	○	○	○	○	○
PN 10	●	●	●	○	○

Dimensioni principali
Leading dimensions

R"	1/4	3/8	1/2
D	34	34	34
H	28	28	31
L	41	41	45
M	10	10	10
F	7,5	7,5	9,5

81

Valvola a sfera Mini, M x F

Mini ball valve, M x F

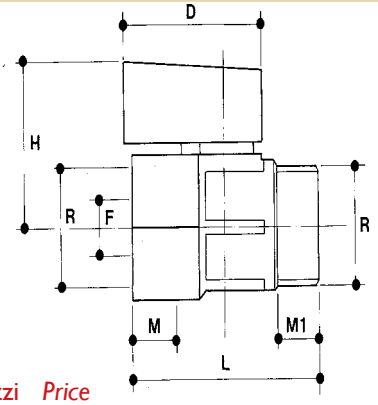

Prezzi *Price*

R"	1/4	3/8	1/2
€			
Box	100	100	50

Pressioni di esercizio a max 80°C
Working pressures at 80°C max

	R" 1/4	3/8	1/2	3/4	1
PN 20	○	○	○	○	○
PN 16	○	○	○	○	○
PN 10	●	●	●	○	○

Dimensioni principali
Leading dimensions

R"	1/4	3/8	1/2
D	34	34	34
H	28	28	31
L	41	41	45
M	10	10	10
M1	8	10	10
F	7,5	7,5	9,5

80

Valvola a sfera Mini, taglio cacciavite , F x F

Mini ball valve, screw driver handle, F x F

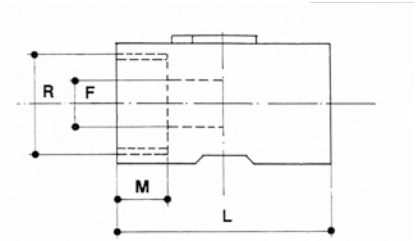

Prezzi *Price*

R"	1/4	3/8	1/2
€			
Box	100	100	50

Pressioni di esercizio a max 80°C
Working pressures at 80°C max

	R" 1/4	3/8	1/2	3/4	1
PN 20	○	○	○	○	○
PN 16	○	○	○	○	○
PN 10	●	●	●	○	○

Dimensioni principali
Leading dimensions

R"	1/4	3/8	1/2
L	41	41	45
M	10	10	10
F	7,5	7,5	9,5

801

Valvola a sfera Mini, taglio cacciavite , M x F

Mini ball valve, screw driver handle, M x F

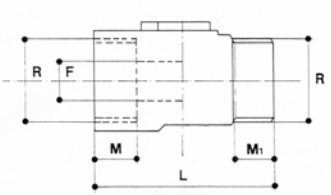

Prezzi *Price*

R"	1/4	3/8	1/2
€			
Box	100	100	50

Pressioni di esercizio a max 80°C
Working pressures at 80°C max

	R" 1/4	3/8	1/2	3/4	1
PN 20	○	○	○	○	○
PN 16	○	○	○	○	○
PN 10	●	●	●	○	○

Dimensioni principali
Leading dimensions

R"	1/4	3/8	1/2
L	41	41	45
M	10	10	10
M1	8	10	10
F	7,5	7,5	9,5

Valvola a sfera in ghisa a passaggio totale con asta e sfera in ottone, attacchi flangiati PN 16

Cast iron full port ball valve with brass stem and ball, flanged PN16

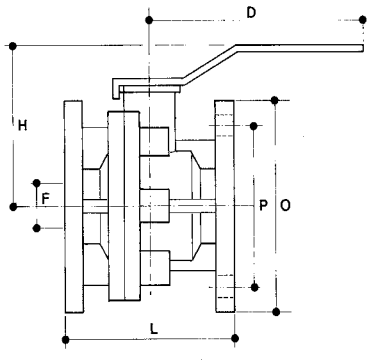

Pressioni di esercizio a max 130°C
Working pressures at 130°C max

	R' 20	25	32	40	50	65	80	100	150	200
PN 32	○	○	○	○	○	○	○	○	○	○
PN 25	○	○	○	○	○	○	○	○	○	○
PN 20	○	○	○	○	○	○	○	○	○	○
PN 16	●	●	●	●	●	●	●	●	●	●
PN 10	○	○	○	○	○	○	○	○	○	○



Dimensioni principali *Leading dimensions*

DN	20	25	32	40	50	65	80	100	125	150	200
L	120	125	130	140	150	170	180	190	200	210	400
D	130	170	170	220	220	285	285	360	450	560	1000
H	85	95	100	120	125	150	165	180	225	240	320
F	20	25	32	40	50	63	76	95	120	145	190
O	105	115	140	150	165	185	200	220	250	285	340
P	75	85	100	110	125	145	160	180	210	240	295
FORI	4	4	4	4	4	4	8	8	8	8	12

Prezzi *Price*

DN	20	25	32	40	50	65	80	100	125	150	200
€											

Perdite di carico
Per calcolare la perdita di carico della valvola, dividere la perdita di carico di 1 metro di tubo per la lunghezza della valvola, da flangia a flangia, espressa in metri.

Impiego
Per impianti idrici, riscaldamento/condizionamento, applicazioni industriali, agricole, navali e aria compressa.
A passaggio totale
Non adatte per parzializzazione.
Non adatte per vapore.
Conforme alla Direttiva 97/23/CE (PED).

Pressure drops
To calculate the valve pressure drop, divide the pressure drop of one meter pipe by the flange to flange gauge expressed in meters.

Use
For water, heating/air conditioning, and compressed air processing.
Full bore.
Not suitable for choking.
Not suitable for steam.
In conformity with directive 97/23/CE (PED).

rasteli rubinetterie s.p.a.

VALVOLE A SFERA PER GAS

BALL VALVES FOR GAS

2

17

Valvola a sfera a passaggio totale per gas, F x F, tipo pesante

Full port brass ball valve for gas, F x F, heavy type

170

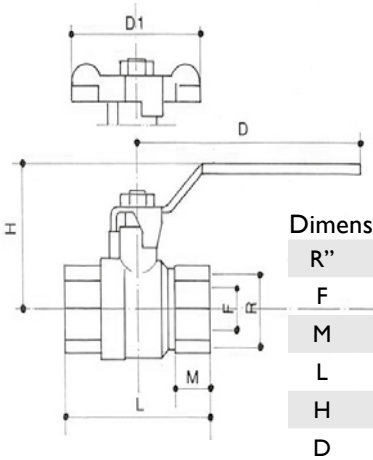

Pressioni di esercizio a max 60°C
Working pressures at 60°C max

DIN-DVGW

MOP5

GAS FAMILY 1 - 2 - 3

Dimensioni principali *Leading dimensions*

R"	3/8	1/2	3/4	1	1 ¼	1 ½	2
F	10	15	20	25	32	40	50
M	10	20	20	22	25	28	28
L	60	75	80	90	110	120	140
H	41	54	58	65	71	80	88
D	80	90	90	125	125	140	140
D1	52	62	62	72	-	-	-

Prezzi *Price*

R"	3/8	1/2	3/4	1	1 ¼	1 ½	2
17 €							
170 €					-	-	-
Box	10	5	15	10	4	4	2

17FCS

Valvola a sfera a passaggio totale per gas, F x F, sigillabile

Lockable ball valve for gas, F x F, full port

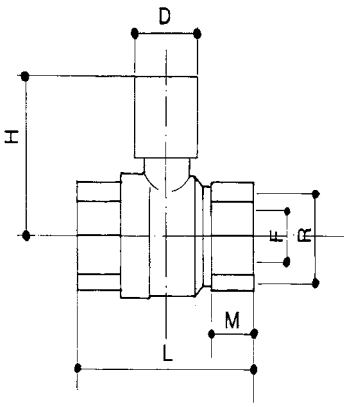

Pressioni di esercizio a max 60°C
Working pressures at 60°C max

UNI7129

MOP5

GAS FAMILY 1 - 2 - 3

Dimensioni principali *Leading dimensions*

R"	1/2	3/4	1	1 ¼	1 ½	2
F	15	20	25	32	40	50
D	30	30	30	36	36	36
H	40	45	48	64	70	78
L	50	60	68	82	92	108
M	11	12	14	15	15	18

Prezzi *Price*

R"	1/2	3/4	1	1 ¼	1 ½	2
€						

187

Valvola a sfera a passaggio totale per gas, F x F, con stelo antiscoppio

Brass ball valve for gas, F x F, full port, with antiburst stem

187F

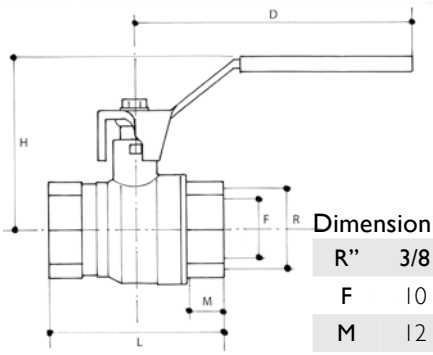

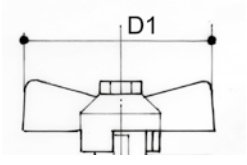

Pressioni di esercizio a max 60°C
Working pressures at 60°C max

EN331

MOP5

GAS FAMILY 1 - 2 - 3

Dimensioni principali *Leading dimensions*

R"	3/8	1/2	3/4	1	1 ¼	1 ½	2
F	10	15	20	25	32	40	50
M	12	17	18,5	21	23,5	24	28
L	45	60,5	69	80,5	93	103	125
H	44	44	47	60	67	72	90
D	88	88	88	115	115	115	145
D1	57	57	57	65	-	-	-

Prezzi *Price*

R"	3/8	1/2	3/4	1	1 ¼	1 ½	2
€							
Box	25	25	20	12	-	-	-

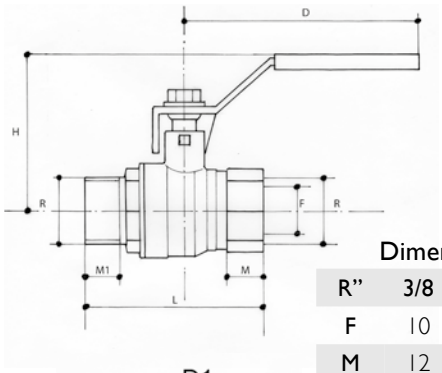

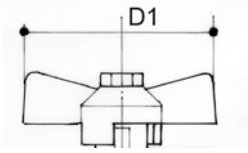

Pressioni di esercizio a max 60°C
Working pressures at 60°C max

EN331

MOP5

GAS FAMILY 1 - 2 - 3

Dimensioni principali *Leading dimensions*

R"	3/8	1/2	3/4	1	1 ¼	1 ½	2
F	10	15	20	25	32	40	50
M	12	17	18,5	21	23,5	24	28
L	50	68	75,5	87,8	100	112	134
H	44	44	47	60	67	72	90
D	88	88	88	115	115	115	145
D1	57	57	57	65	-	-	-
M1	10,5	15	16	19	19	21	25

Prezzi *Price*

R"	3/8	1/2	3/4	1	1 ¼	1 ½	2
€							
Box	10	25	20	12	-	-	-

188

Valvola a sfera a passaggio totale per gas, M x F, con stelo antiscoppio

Brass ball valve for gas, M x F, full port, with antiburst stem

188F

Pressioni di esercizio a max 60°C
Working pressures at 60°C max

UNI7129

MOP5

GAS FAMILY 1 - 2 - 3

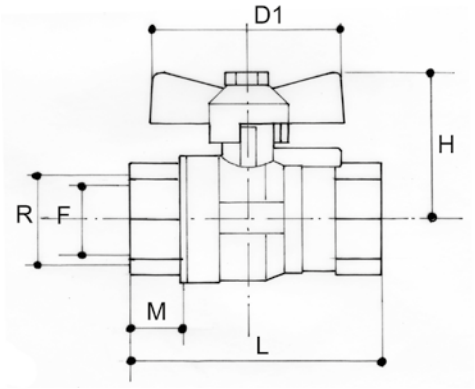

Dimensioni principali
Leading dimensions

R"	3/4	1
F	20	25
L	74	85,5
H	44	56
D1	57	65
M	18,5	20

Prezzi *Price*

R"	3/4	1
€		

187PP

Valvola a sfera a passaggio totale per gas, F x F, con stelo antiscoppio con attacco presa pressione

Brass ball valve for gas, F x F, full port, with antiburst stem, for pressure test

Pressioni di esercizio a max 60°C
Working pressures at 60°C max

UNI7129

MOP5

GAS FAMILY 1 - 2 - 3

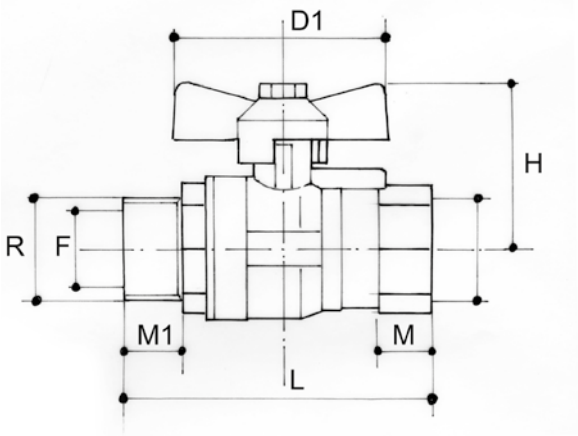

Dimensioni principali
Leading dimensions

R"	3/4	1
F	20	25
L	82	93
H	44	56
D1	57	65
M	18,5	20
M1	16,5	19

Prezzi *Price*

R"	3/4	1
€		

188PP

Valvola a sfera a passaggio totale per gas, M x F, con stelo antiscoppio con attacco presa pressione

Brass ball valve for gas, M x F, full port, with antiburst stem, for pressure test

172

Rubinetto a sfera diritto per gas metano ,
1/2" M x portagomma Ø13

Straight ball cock for gas, 1/2" M x hose union Ø 13

Pressioni di esercizio a max 60°C
Working pressures at 60°C max

UNI-CIG 7141
UNI-8858
OP 8-37 mbar

Prezzi	*Price*		
R"	3/8	1/2	3/4
€	-		-
Box	-	30	-

173

Rubinetto a sfera a squadra per gas metano ,
1/2" M x portagomma Ø13

Angle ball cock for gas, 1/2" M x hose union Ø 13

Pressioni di esercizio a max 60°C
Working pressures at 60°C max

UNI-CIG 7141
UNI-8858
OP 8-37 mbar

Prezzi	*Price*		
R"	3/8	1/2	3/4
€	-		-
Box	-	30	-

174

Rubinetto a sfera diritto per gas metano ,
1/2" F x portagomma Ø13

Straight ball cock for gas, 1/2" F x hose union Ø 13

Pressioni di esercizio a max 60°C
Working pressures at 60°C max

UNI-CIG 7141
UNI-8858
OP 8-37 mbar

Prezzi	*Price*		
R"	3/8	1/2	3/4
€	-		-
Box	-	30	-

175

Rubinetto a sfera a squadra per gas metano ,
1/2" F x portagomma Ø13

Angle ball cock for gas, 1/2" F x hose union Ø 13

Pressioni di esercizio a max 60°C
Working pressures at 60°C max

UNI-CIG 7141
UNI-8858
OP 8-37 mbar

Prezzi	*Price*		
R"	3/8	1/2	3/4
€	-		-
Box	-	30	-

Rubinetto a sfera diritto per gas GPL , 1/2" M x portagomma Ø 8

Straight ball cock for GPL, 1/2" M x hose union Ø 8

Pressioni di esercizio a max 60°C
Working pressures at 60°C max

UNI-CIG 7141
UNI-8858
OP 8-37 mbar

Prezzi	*Price*		
R"	3/8	1/2	3/4
€	-		-
Box	-	30	-

176

Rubinetto a sfera a squadra per gas GPL , 1/2" M x portagomma Ø 8

Angle ball cock for GPL, 1/2" M x hose union Ø 8

Pressioni di esercizio a max 60°C
Working pressures at 60°C max

UNI-CIG 7141
UNI-8858
OP 8-37 mbar

Prezzi	*Price*		
R"	3/8	1/2	3/4
€	-		-
Box	-	30	-

177

Rubinetto a sfera diritto per gas GPL , 1/2" F x portagomma Ø 8

Straight ball cock for GPL, 1/2" F x hose union Ø 8

Pressioni di esercizio a max 60°C
Working pressures at 60°C max

UNI-CIG 7141
UNI-8858
OP 8-37 mbar

Prezzi	*Price*		
R"	3/8	1/2	3/4
€	-		-
Box	-	30	-

178

Rubinetto a sfera a squadra per gas GPL , 1/2" F x portagomma Ø 8

Angle ball cock for GPL, 1/2" F x hose union Ø 8

Pressioni di esercizio a max 60°C
Working pressures at 60°C max

UNI-CIG 7141
UNI-8858
OP 8-37 mbar

Prezzi	*Price*		
R"	3/8	1/2	3/4
€	-		-
Box	-	30	-

179

180

Rubinetto a sfera a squadra per gas metano , F x F

Angle ball cock for gas, F x F

Pressioni di esercizio a max 60°C
Working pressures at 60°C max

UNI-CIG 7141
UNI-8858
OP 8-37 mbar

Prezzi	*Price*		
R"	1/2	3/4	1
€			
Box	30	10	5

181

Rubinetto a sfera a squadra per gas metano , 1/2" M x F

Angle ball cock for gas, 1/2" M x F

Pressioni di esercizio a max 60°C
Working pressures at 60°C max

UNI-CIG 7141
UNI-8858
OP 8-37 mbar

Prezzi	*Price*		
R"	3/8	1/2	3/4
€	-		-
Box	-	30	-

182

Rubinetto a sfera a squadra per gas metano , 1/2" M x M

Angle ball cock for gas, 1/2" M x M

Pressioni di esercizio a max 60°C
Working pressures at 60°C max

UNI-CIG 7141
UNI-8858
OP 8-37 mbar

Prezzi	*Price*		
R"	3/8	1/2	3/4
€	-		-
Box	-	30	-

183

Rubinetto a sfera a squadra per gas metano , 1/2" M x calotta girevole

Angle ball cock for gas, 1/2" M x swivel nut

Pressioni di esercizio a max 60°C
Working pressures at 60°C max

UNI-CIG 7141
UNI-8858
OP 8-37 mbar

Prezzi	*Price*	
R"	1/2 x 1/2	1/2 x 3/4
€		
Box	30	30

184

Rubinetto a sfera a squadra per gas metano , 1/2" F x calotta girevole

Angle ball cock for gas, 1/2" F x swivel nut

Pressioni di esercizio a max 60°C
Working pressures at 60°C max

UNI-CIG 7141
UNI-8858
OP 8-37 mbar

Prezzi *Price*

R"	1/2 x 1/2	1/2 x 3/4
€		
Box	30	30

185

Rubinetto a sfera diritto per gas metano ,1/2" F x F

Straight ball cock for gas, 1/2" F x F

Pressioni di esercizio a max 60°C
Working pressures at 60°C max

UNI-CIG 7141
UNI-8858
OP 8-37 mbar

Prezzi *Price*

R"	3/8	1/2	3/4
€	-		-
Box	-	30	-

186

Rubinetto a sfera diritto per gas metano ,1/2" M x F

Straight ball cock for gas, 1/2" M x F

Pressioni di esercizio a max 60°C
Working pressures at 60°C max

UNI-CIG 7141
UNI-8858
OP 8-37 mbar

Prezzi *Price*

R"	3/8	1/2	3/4
€	-		-
Box	-	30	-

186CG

Rubinetto a sfera diritto per gas metano , 1/2" M x calotta girevole

Straight ball cock for gas, 1/2" M x swivel nut

Pressioni di esercizio a max 60°C
Working pressures at 60°C max

UNI-CIG 7141
UNI-8858
OP 8-37 mbar

Prezzi *Price*

R"	1/2 x 1/2	1/2 x 3/4
€		
Box	30	30

195

Rubinetto a sfera diritto per gas metano ,1/2" M x M

Straight ball cock for gas, 1/2" M x M

Pressioni di esercizio a max 60°C
Working pressures at 60°C max

UNI-CIG 7141
UNI-8858
OP 8-37 mbar

Prezzi *Price*

R"	3/8	1/2	3/4
€	-		-
Box	-	30	-

196

Rubinetto a sfera diritto per gas metano ,
1/2" F x calotta girevole

Straight ball cock for gas, 1/2" F x swivel nut

Pressioni di esercizio a max 60°C
Working pressures at 60°C max

UNI-CIG 7141
UNI-8858
OP 8-37 mbar

Prezzi *Price*

R"	1/2 x 1/2	1/2 x 3/4
€		
Box	30	30

191M

191F

Portagomma diritto, Ø 13 per gas metano

Straight hose union, Ø 13 for methane

Pressioni di esercizio a max 60°C
Working pressures at 60°C max

UNI-CIG 7141
OP 8-37 mbar

Prezzi *Price*

R"	3/8	1/2	
€			191M
€			191F
Box	20	30	

192M

192F

Portagomma diritto, Ø 8 per GPL

Straight hose union, Ø 8 for GPL

Pressioni di esercizio a max 60°C
Working pressures at 60°C max

UNI-CIG 7141
OP 8-37 mbar

Prezzi *Price*

R"	3/8	1/2	
€			192M
€			192F
Box	20	30	

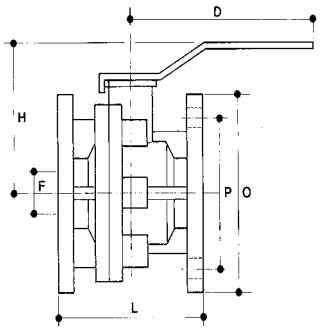

Pressioni di esercizio a max 60°C
Working pressures at 60°C max

DIN-DVGW
NG-4313AM0052
PN 16 (4313)
GAS CATEGORY G 260

160

Valvola a sfera in ghisa a passaggio totale con attacchi flangiati PN 16 per gas

Cast iron full port flanged PN 16 ball valve for gas

Dimensioni principali *Leading dimensions*

DN	20	25	32	40	50	65	80	100	125	150	200
L	120	125	130	140	150	170	180	190	200	210	400
D	130	170	170	220	220	285	285	360	450	560	1000
O	105	115	140	150	165	185	200	220	250	285	340
P	75	85	100	110	125	145	160	180	210	240	295
H	85	95	100	120	125	150	165	180	225	240	320
F	20	25	32	40	50	63	76	95	120	145	190
FORI	4	4	4	4	4	4	8	8	8	8	12
Prezzi *Price*											
€											

Pressioni di esercizio a max 60°C
Working pressures at 60°C max

PN 0,5 bar

CE Norma EN 14800

193

Tubo flessibile in acciaio inossidabile a parete continua per allacciamento di apparecchi a gas per uso domestico, F x F

Stainless steel pipe with continous wall for connection to household gas appliance, F x F

Dimensioni principali *Leading dimensions*

R"	1/2 F x 1/2 F			
L mm	500	1000	1500	2000
€				

Pressioni di esercizio a max 60°C
Working pressures at 60°C max

PN 0,5 bar

CE Norma EN 14800

194

Tubo flessibile in acciaio inossidabile a parete continua per allacciamento di apparecchi a gas per uso domestico, M x F

Stainless steel pipe with continous wall for connection to household gas appliance, M x F

Dimensioni principali *Leading dimensions*

R"	1/2 F x 1/2 M			
L mm	500	1000	1500	2000
€				

76

Valvola a sfera monoblocco, in ottone, per gas con attacchi per tubi rame, completa di scatola per incasso ispezionabile e di chiave per serraggio calotta.

Monobloc brass ball valve for gas with connections for copper pipe, complete with checking setting box and spanner for tightening nuts

UNI CIG 7129
UNI-EN331
DIN DWGV

MOP5

GAS FAMILY 1 - 2 - 3

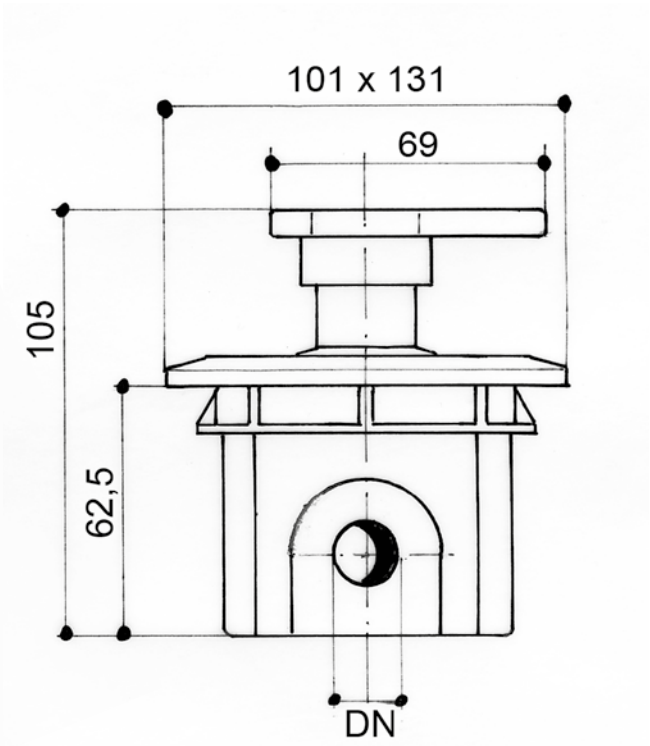

Prezzi *Price*				
DN	12	14	16	18
€				
Box		1		

76PR

Prolunga in ottone cromato per . 76 (20 mm)

Chrome brass extension for . 76 (20 mm)

Prezzi *Price*				
DN	12	14	16	18
€				
Box		1		

rasteli rubinetterie s.p.a.

SARACINESCHE IN OTTONE BRONZO E GHISA

BRASS, BRONZE AND CAST IRON GATE VALVES

3

200

Saracinesca in bronzo di tipo extra pesante, F x F

Bronze gate valve heavy type, F x F

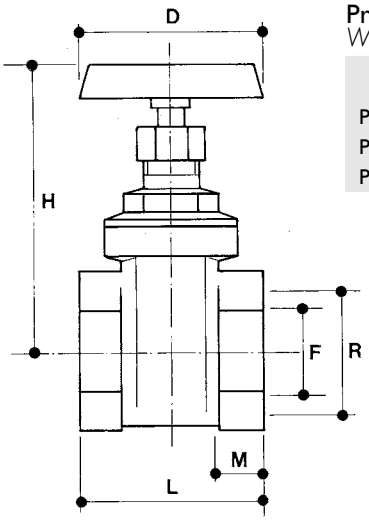

Pressioni di esercizio a max 80°C
Working pressures at 80°C max

	R" 1/4	3/8	1/2	3/4	1	1¼	1½	2	2½	3	4	5	6
PN 25	●	●	●	●	●	●	●	●	●	●	●	○	○
PN 20	○	○	○	○	○	○	○	○	○	○	○	●	●
PN 16	○	○	○	○	○	○	○	○	○	○	○	○	○

Dimensioni principali *Leading dimensions*

R"	1/4	3/8	1/2	3/4	1	1 ¼	1 ½	2	2 ½	3	4	5	6
L	42	42	45	52	56	62	70	80	87	98	113	113	121
H	68	68	80	90	114	120	135	155	205	225	263	325	360
D	50	50	55	60	60	70	80	90	110	120	140	175	200
F	12	12	15	19	25	32	36	47	60	71	96	118	142
M	10	10	12	13	14	16	17	20	21	22	26	22	23

Spessori minimi *Minimum wall thicknesses*

mm	1,7	1,8	1,9	2,1	2,4	2,6	2,8	3,2	3,7	4,1	4,5	5,0	5,4

Prezzi *Price*

R"	1/4	3/8	1/2	3/4	1	1 ¼	1 ½	2	2 ½	3	4	3	4
€													

210

Saracinesca in bronzo di tipo normale, F x F

Bronze gate valve normal type, F x F

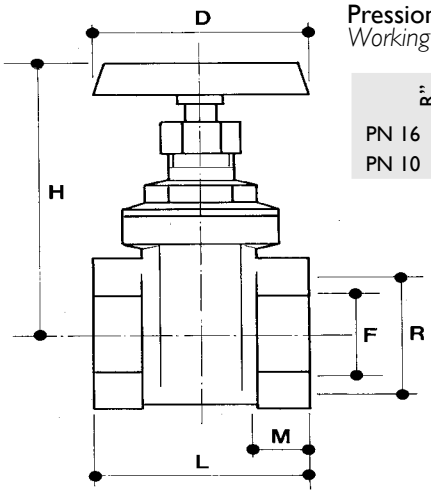

Pressioni di esercizio a max 80°C
Working pressures at 80°C max

	R" 1/4	3/8	1/2	3/4	1	1¼	1½	2	2½	3	4	5	6
PN 16	●	●	●	●	●	●	●	●	●	●	●	●	●
PN 10	○	○	○	○	○	○	○	○	○	○	○	○	○

Dimensioni principali *Leading dimensions*

R"	1/4	3/8	1/2	3/4	1	1 ¼	1 ½	2	2 ½	3	4	5	6
L	36	38	38	45	48	51	58	62	76	80	96	112	114
H	66	66	68	78	92	108	125	145	175	200	240	300	360
D	45	45	50	50	55	60	70	80	100	100	120	140	170
F	11	13	15	19	24	32	37	47	60	72	93	117	143
M	8	9	9	10	11	11	13	13	16	16	19	20	25

Spessori minimi *Minimum wall thicknesses*

mm	1,5	1,6	1,7	1,8	1,9	2,1	2,1	2,3	2,8	3,1	3,3	5,0	5,3

Prezzi *Price*

R"	1/4	3/8	1/2	3/4	1	1 ¼	1 ½	2	2 ½	3	4	5	6
€													
€												-	-
Box	20	20	20	20	10	10	5	5	-	-	-	-	-

10S

Con volantino in alluminio

With aluminium handwheel

210
10S

205

Saracinesca in ottone di tipo pesante, F x F

Brass gate valve heavy type, F x F

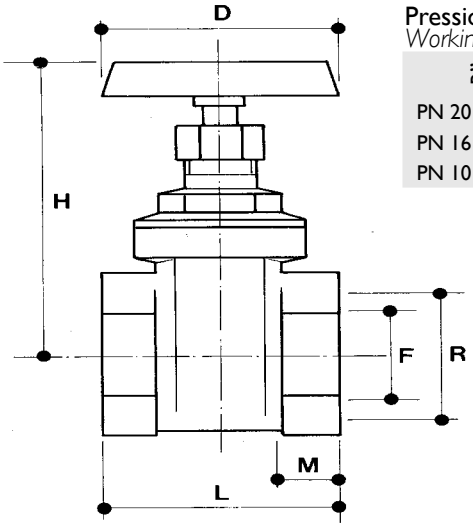

Pressioni di esercizio a max 80°C
Working pressures at 80°C max

	R" 1/4	3/8	1/2	3/4	1	1¼	1½	2	2½	3	4
PN 20	●	●	●	●	●	●	●	●	●	●	●
PN 16	○	○	○	○	○	○	○	○	○	○	○
PN 10	○	○	○	○	○	○	○	○	○	○	○

Dimensioni principali *Leading dimensions*

R"	1/4	3/8	1/2	3/4	1	1 ¼	1 ½	2	2 ½	3	4
L	33	33	43	47	53	57	61	67	74	86	98
H	67	67	68	78	93	108	125	143	175	205	235
D	45	45	45	50	55	60	70	80	100	100	120
F	11	13	15	19	24	32	37	47	60	72	93
M	8	8	10	11	13	14	14	16	17	19	22

Spessori minimi *Minimum wall thicknesses*

mm	1,5	1,6	1,8	1,9	2,0	2,2	2,3	2,5	3,0	3,3	3,5

Prezzi *Price*

R"	1/4	3/8	1/2	3/4	1	1 ¼	1 ½	2	2 ½	3	4
€											
€											
Box	20	20	20	10	10	5	5	-	-	-	-

05S

Con volantino in alluminio

With aluminium handwheel

205
05S

215

Saracinesca in ottone di tipo normale, F x F

Brass gate valve normal type, F x F

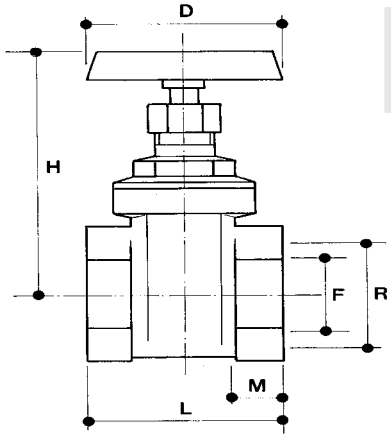

Pressioni di esercizio a max 80°C
Working pressures at 80°C max

	R" 1/4	3/8	1/2	3/4	1	1¼	1½	2	2½	3	4	5	6
PN 16	●	●	●	●	●	●	●	●	●	●	●	○	○
PN 10	○	○	○	○	○	○	○	○	○	○	○	●	●

Dimensioni principali *Leading dimensions*

R"	1/4	3/8	1/2	3/4	1	1 ¼	1 ½	2	2 ½	3	3 ½	4	5	6
L	33	33	38	44	48	51	58	63	64	74	79	84	106	114
H	67	67	68	78	91	108	125	143	175	200	225	235	300	360
D	45	45	45	50	55	60	70	80	100	100	120	120	140	170
F	11	13	15	19	24	32	37	47	60	72	83	93	117	143
M	8	8	9	10	11	12	13	13	13	14	14	16	20	21

Spessori minimi *Minimum wall thicknesses*

mm	1,5	1,6	1,7	1,8	1,9	2,1	2,1	2,3	2,8	3,1	3,2	3,3	3,5	3,7

Prezzi *Price*

R"	1/4	3/8	1/2	3/4	1	1 ¼	1 ½	2	2 ½	3	3 ½	4	5	6
€														
€													-	-
Box	20	20	20	20	10	10	5	5	-	-	-	-	-	-

15S

Con volantino in alluminio

With aluminium handwheel

215
15S

220

Saracinesca in ottone di tipo leggero, F x F

Brass gate valve light pattern, F x F

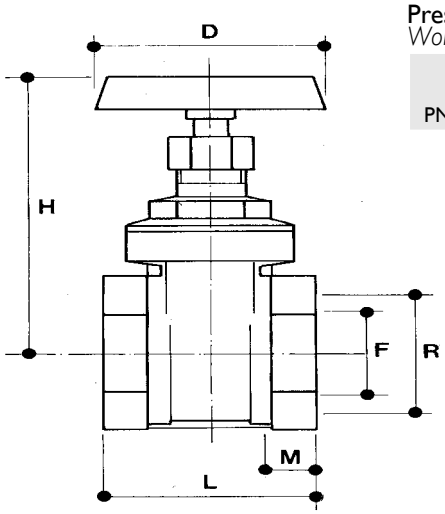

Pressioni di esercizio a max 80°C
Working pressures at 80°C max

	R" 1/4	3/8	1/2	3/4	1	1 ¼	1 ½	2	2½	3	4
PN 10	●	●	●	●	●	●	●	●	●	●	●

Dimensioni principali *Leading dimensions*

R"	1/4	3/8	1/2	3/4	1	1 ¼	1 ½	2	2 ½	3	4
L	33	33	35	39	43	48	54	58	63	70	80
H	67	67	68	68	80	86	107	134	143	175	202
D	45	45	45	45	50	55	60	70	80	100	100
F	11	13	13,5	15,5	19	27	33	45	47	60	72
M	8	8	9	9	10	10	11	12	13	13	15

Spessori minimi *Minimum wall thicknesses*

R"	1/4	3/8	1/2	3/4	1	1 ¼	1 ½	2	2 ½	3	4
mm	1,5	1,6	1,6	1,6	1,8	2,0	2,0	2,2	2,7	3,0	3,2

Prezzi *Price*

R"	1/4	3/8	1/2	3/4	1	1 ¼	1 ½	2	2 ½	3	4
€											
Box	20	20	20	20	20	10	10	5	5	-	-

225

Saracinesca in ottone per tubo rame con attacchi a compressione

Brass copper compression gate valve

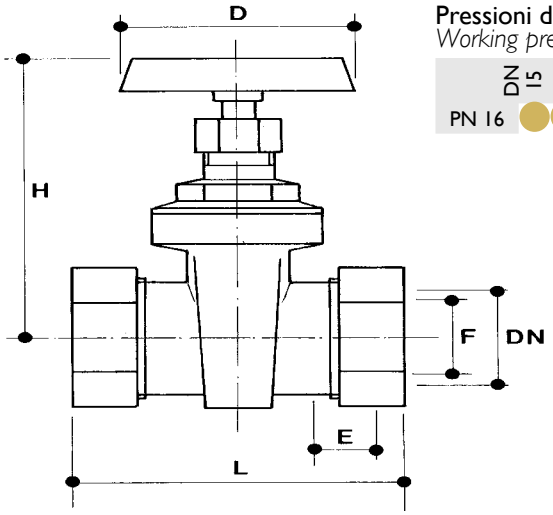

Pressioni di esercizio a max 80°C
Working pressures at 80°C max

	DN 15	22	28
PN 16	●	●	●

Dimensioni principali
Leading dimensions

DN	15	22	28
L	58	67	70
H	65	68	80
D	45	45	50
F	13	16	22
E	12	15	16

Spessori minimi
Minimum wall thicknesses

DN	15	22	28
mm	1,7	1,8	1,9

Prezzi *Price*

DN	15	22	28
€			
Box	20	20	10

226

Saracinesca in ottone per tubo rame con attacchi a saldare

Brass capillary gate valve

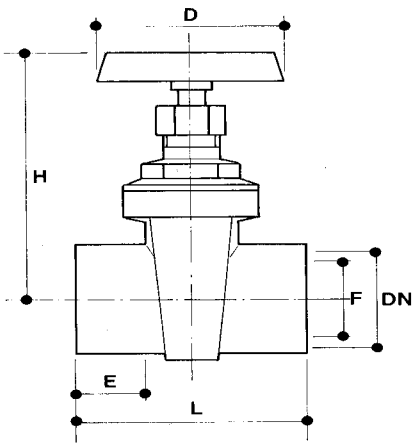

Pressioni di esercizio a max 80°C
Working pressures at 80°C max

	R" 12	15	18	22	28	35	42
PN 16	●	●	●	●	●	●	●

Dimensioni principali *Leading dimensions*

DN	12	15	18	22	28	35	42
L	37	41	44	49	58	72	80
H	66	66	66	68	80	90	103
D	45	45	45	45	50	55	60
F	11	13	13	16	22	27	33
E	10	12	13	15	18	24	27

Spessori minimi *Minimum wall thicknesses*

DN	12	15	18	22	28	35	42
mm	1,7	1,7	1,7	1,8	1,9	2,1	2,1

Prezzi *Price*

DN	12	15	18	22	28	35	42
€							
Box	20	20	20	10	20	20	10

230

Saracinesca in ottone con rubinetto di spurgo e tappo, F x F

Brass gate valve with draw-off cock and plug, F x F

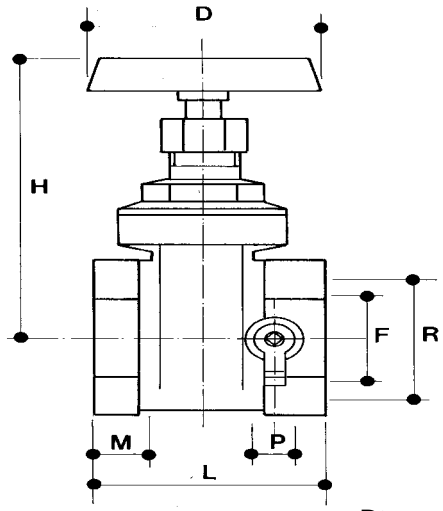

Pressioni di esercizio a max 80°C
Working pressures at 80°C max

	R" 1/2	3/4	1	1¼	1½	2
PN 16	●	●	●	●	●	●

Dimensioni principali
Leading dimensions

R"	1/2	3/4	1	1 ¼	1 ½	2
L	44	49	52	58	62	66
H	73	78	92	106	122	143
D	45	50	55	60	70	80
F	15	19	24	32	37	47
M	9	9	10	10	11	11
P	1/4"	1/4"	1/4"	1/4"	1/4"	1/4"

Spessori minimi
Minimum wall thicknesses

R"	1/2	3/4	1	1 ¼	1 ½	2
mm	1,7	1,8	1,9	2,1	2,1	2,3

Prezzi *Price*

R"	1/2	3/4	1	1 ¼	1 ½	2
€						
Box	20	10	10	10	5	5

240

Saracinesca in ottone per incasso a parete, F x F

Brass gate valve built-in type, F x F

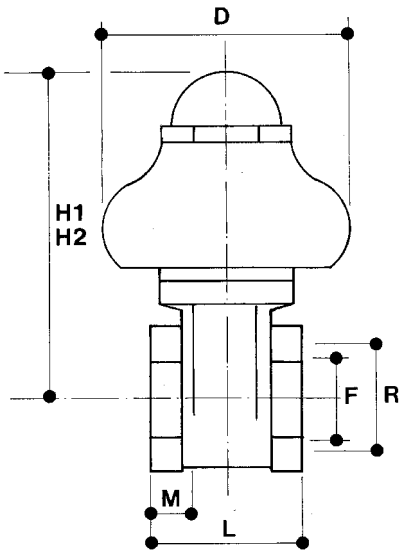

Pressioni di esercizio a max 80°C
Working pressures at 80°C max

R"	1/2	3/4	1
PN 16	●	●	●

Dimensioni principali
Leading dimensions

R"	1/2	3/4	1
L	43	48	49
H1	86	91	100
H2	102	110	113
D	64	64	64
F	15	19	24
M	10	11	11

Spessori minimi
Minimum wall thicknesses

R"	1/,2	3/4	1
mm	1,7	1,8	1,9

Prezzi *Price*

R"	1/2	3/4	1
€			
Box	10	10	10

245

Saracinesca in bronzo a chiusura rapida, F x F

Quick opening bronze gate valve, F x F

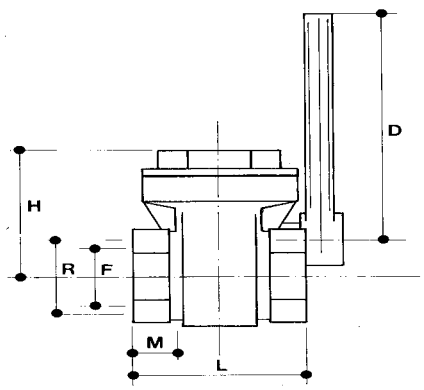

Pressioni di esercizio a max 80°C
Working pressures at 80°C max

R"	3/8	1/2	3/4	1	1¼	1½	2	2½	3	4
PN 10	●	●	●	●	●	●	●	○	○	○
PN 6	○	○	○	○	○	○	○	●	●	●

Dimensioni principali *Leading dimensions*

R"	3/8	1/2	3/4	1	1 ¼	1 ½	2	2 ½	3	4
L	44	46	51	57	61	67	77	86	91	102
H	40	40	48	55	62	68	81	108	121	148
D	80	80	100	100	120	137	165	205	205	205
F	15	15	20	25	32	37	47	58	72	92
M	9	10	10	12	14	15	16	16	18	20

Spessori minimi *Minimum wall thicknesses*

R"	3/8	1/2	3/4	1	1 ¼	1 ½	2	2 ½	3	4
mm	1,6	1,7	1,8	2,0	2.2	2,3	2,5	2,8	3,1	3,3

Prezzi *Price*

R"	3/8	1/2	3/4	1	1 ¼	1 ½	2	2 ½	3	4
€										

255

Saracinesca in ottone di tipo normale, M x F

Brass gate valve normal type, M x F

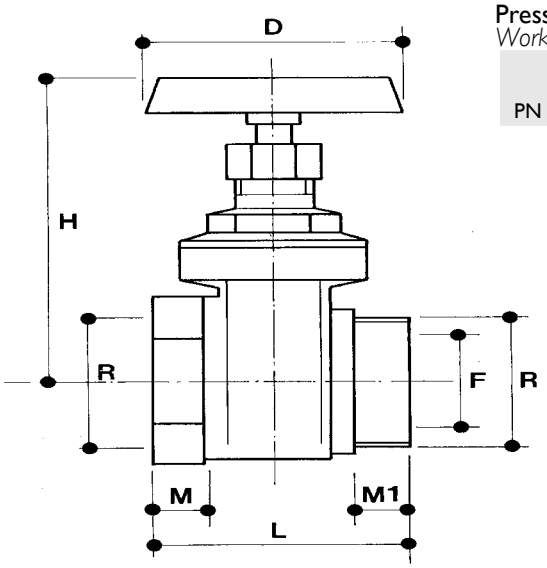

Pressioni di esercizio a max 80°C
Working pressures at 80°C max

R"	1
PN 16	●

Dimensioni principali
Leading dimensions

R"	1
L	66
H	90
D	55
F	24
M	12
M1	13

Spessori minimi
Minimum wall thicknesses

R"	1
mm	1,9

Prezzi	Price
R"	15
€	
Box	14

D26

Saracinesca in ottone con flangia per pompe di circolazione

Brass pump gate valve

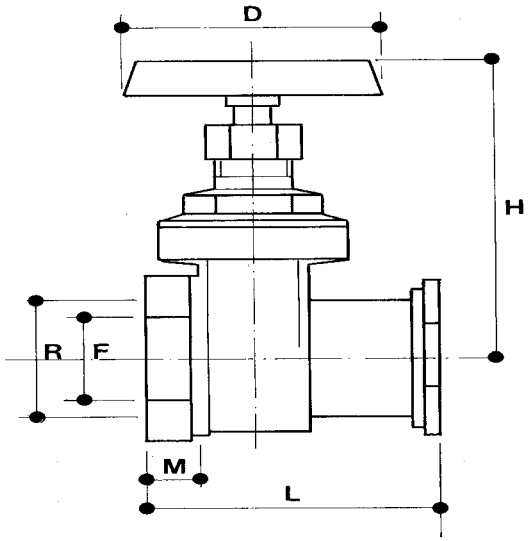

Pressioni di esercizio a max 80°C
Working pressures at 80°C max

R"	1
PN 16	●

Dimensioni principali
Leading dimensions

R"	I
L	48
H	91
D	55
F	24
M	11

Spessori minimi
Minimum wall thicknesses

R"	1
mm	1,9

Prezzi	Price
R"	I
D26 €	
D27 €	
Box	10

Saracinesca in ottone con flangia per pompe di circolazione, con valvola di ritegno incorporata

Brass pump gate valve with non return valve

D27

260

Saracinesca in bronzo flangiata

Bronze flanged gate valve

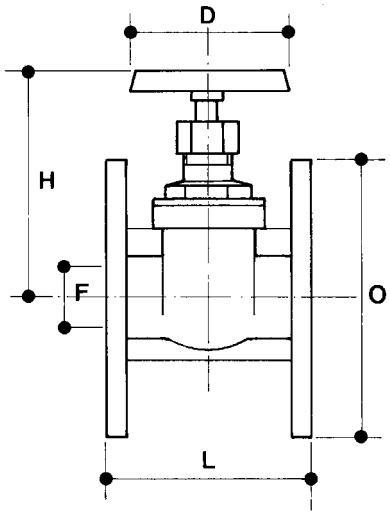

Pressioni di esercizio a max 80°C
Working pressures at 80°C max

DN	15	20	25	32	40	50	65	80	100
PN 16	●	●	●	●	●	●	●	●	●

Dimensioni principali *Leading dimensions*

DN	15	20	25	32	40	50	65	80	100
L	75	85	87	99	113	125	145	162	175
H	82	103	103	122	132	155	198	237	325
D	50	60	60	70	80	90	110	120	175
F	16	22	25	32	40	48	65	80	100
O	95	105	115	140	150	165	185	200	220

Spessori minimi *Minimum wall thicknesses*

DN	15	20	25	32	40	50	65	80	100
mm	1,9	2,1	2,4	2,6	2,8	3,2	3,7	4,1	4,5

Prezzi *Price*

DN	15	20	25	32	40	50	65	80	100
€									

265

Saracinesca in ghisa corpo piatto

Cast iron gate valve flat body type

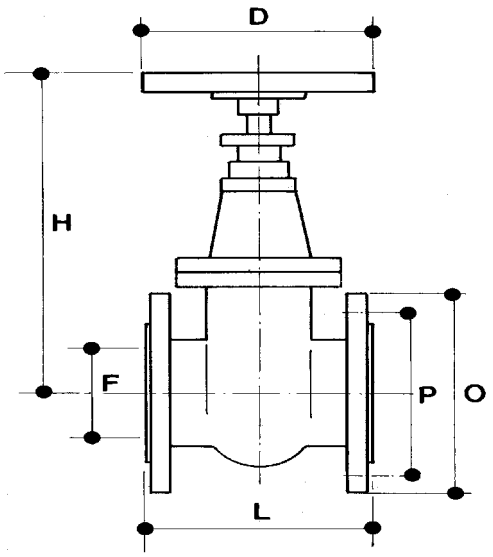

Pressioni di esercizio a max 80°C
Working pressures at 80°C max

DN	40	50	65	80	100	125	150	200
PN 10	●	●	●	●	●	●	●	●

Dimensioni principali *Leading dimensions*

DN	40	50	65	80	100	125	150	200
L	140	150	170	180	190	200	210	230
H	230	245	290	315	355	415	460	545
D	125	150	175	175	200	200	225	225
F	40	50	65	80	100	125	150	200
O	150	165	185	200	220	250	285	340
P	110	125	145	160	180	210	240	295
N°fori	4	4	4	4	8	8	8	8

Prezzi *Price*

DN	40	50	65	80	100	125	150	200
€								

265CG

Saracinesca in ghisa sferoidale con cuneo gommato

Soft sealing ductile cast iron gate valve

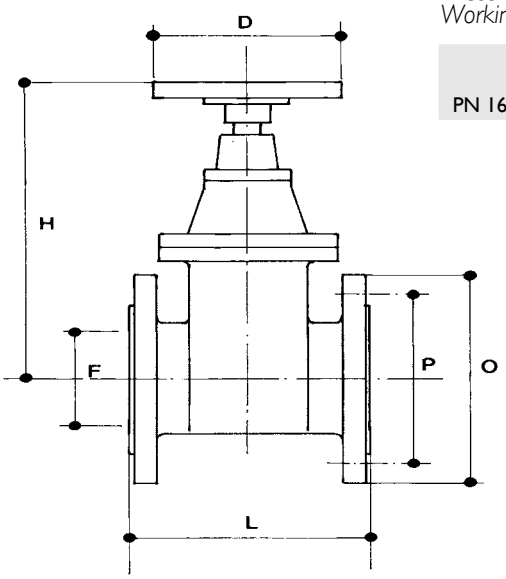

Pressioni di esercizio a max 80°C
Working pressures at 80°C max

DN	40	50	65	80	100	125	150	200
PN 16	●	●	●	●	●	●	●	●

Dimensioni principali *Leading dimensions*

DN	40	50	65	80	100	125	150	200
L	140	150	170	180	190	200	210	230
H	195	205	230	260	290	345	385	475
D	125	150	175	175	200	200	225	250
F	40	50	65	80	100	125	150	200
O	150	165	185	200	220	250	285	340
P	110	125	145	160	180	210	240	295

Prezzi *Price*

DN	40	50	65	80	100	125	150	200
€								

266

Saracinesca in ghisa a corpo ovale

Cast iron gate valve oval body type

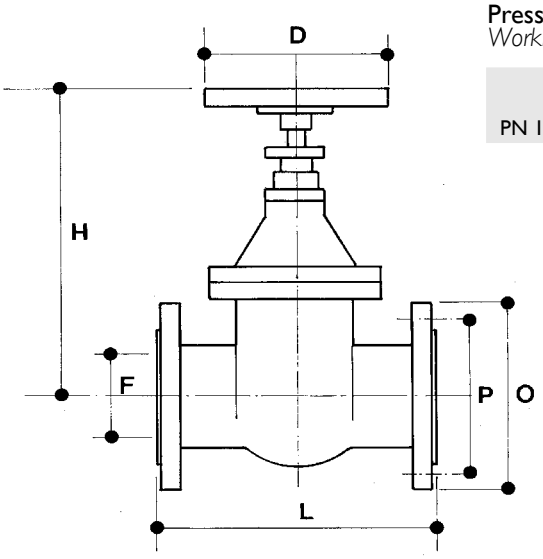

Pressioni di esercizio a max 80°C
Working pressures at 80°C max

DN	40	50	65	80	100	125	150	200
PN 16	●	●	●	●	●	●	●	●

Dimensioni principali *Leading dimensions*

DN	40	50	65	80	100	125	150	200
L	240	250	270	280	300	325	350	400
H	230	265	300	340	370	415	460	555
D	125	150	175	175	200	200	225	250
F	40	50	65	80	100	125	150	200
O	150	165	185	200	220	250	285	340
P	110	125	145	160	180	210	240	295
n°fori	4	4	4	8	8	8	8	12

Prezzi *Price*

DN	40	50	65	80	100	125	150	200
€								

267

Valvola a farfalla tipo wafer, in ghisa sferoidale

Ductile iron butterfly valve, wafer type

Pressioni di esercizio a max 80°C
Working pressures at 80°C max

DN	40	50	65	80	100	125	150
PN 16	●	●	●	●	●	●	●

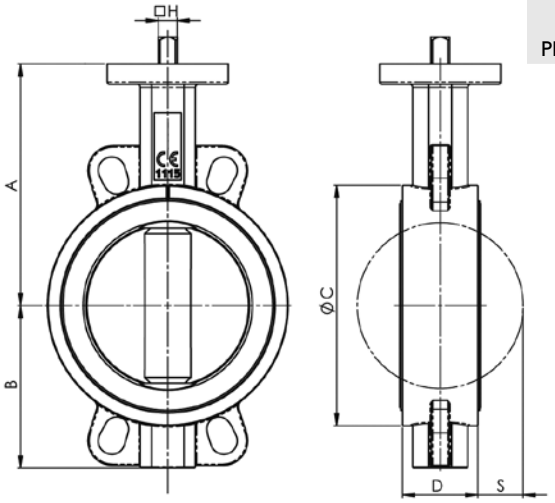

Dimensioni principali *Leading dimensions*

DN	40	50	65	80	100	125	150	200
A	116	126	136	150	170	180	200	230
B	63	62	69	90	106	119	131	166
C	82	89	102	118	150	174	205	260
D	33	43	46	46	52	56	56	60
S	5	5	9	17	26	34	50	71
H	9	9	9	11	11	14	14	17

Adatte per flange PN10 e PN16

Prezzi *Price*								
DN	40	50	65	80	100	125	150	200
€								

268

Valvola a farfalla tipo Lug, in ghisa sferoidale

Ductile iron butterfly valve, Lug type

Pressioni di esercizio a max 80°C
Working pressures at 80°C max

DN	40	50	65	80	100	125	150
PN 16	●	●	●	●	●	●	●

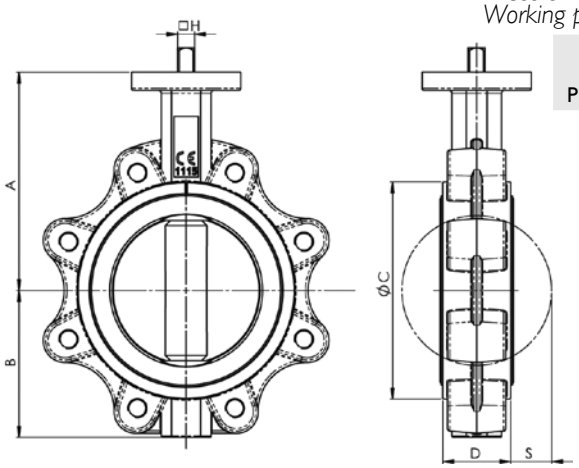

Dimensioni principali *Leading dimensions*

DN	40	50	65	80	100	125	150	200
A	116	126	136	150	170	180	200	230
B	63	62	69	90	106	119	131	166
C	82	89	102	118	150	174	205	260
D	33	43	46	46	52	56	56	60
S	5	5	9	17	26	34	50	71
H	9	9	9	11	11	14	14	17

Adatte per flange PN10 e PN16

Prezzi *Price*								
DN	40	50	65	80	100	125	150	200
€								

rasteli rubinetterie s.p.a.

FILTRI IN OTTONE, BRONZO E GHISA

BRASS, BRONZE AND CAST IRON FILTERS

4

411

Raccoglitore di impurità a "Y" in bronzo per liquidi

Bronze "Y" pattern filter for liquids



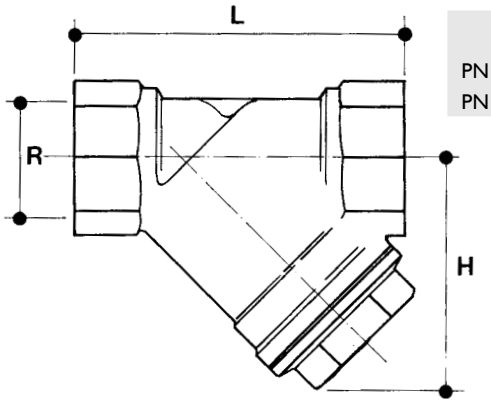

Pressioni di esercizio a max 80°C

Working pressures at 80°C max

	R" 3/8	1/2	3/4	1	1¼	1½	2	2½	3	4
PN 20	●	●	●	●	●	●	●	○	○	○
PN 16	○	○	○	○	○	○	○	●	●	●

Dimensioni principali

Leading dimensions

DN	10	15	20	25	32	40	50	65	80	100
R"	3/8"	1/2"	3/4"	1"	1-1/4"	1-1/2"	2"	2-1/2"	3"	4"
L	55	58	70	87	96	106	126	145	165	215
H	40	40	50	60	68	75	90	100	118	170

Grado di filtrazione *Filtering rate*

µ	400	400	400	400	500	500	500	600	600	600

Perdite di carico *Pressure drop*

R"	3/8	1/2	3/4	1	1 ¼	1 ½	2	2 ½	3	4
Kv	3,4	4,6	7,3	12,5	17	24,5	36	60	80	100

Prezzi *Price*

R"	3/8	1/2	3/4	1	1 ¼	1 ½	2	2 ½	3	4
€										
Box	20	20	12	10	10	5	2	-	-	-

412

Raccoglitore di impurità a "Y" in ottone per liquidi

Brass "Y" pattern filter for liquids

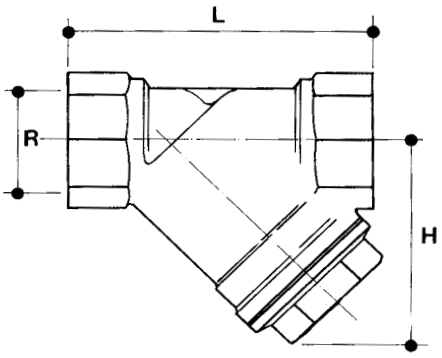

Pressioni di esercizio a max 80°C

Working pressures at 80°C max

	R" 3/8	1/2	3/4	1	1¼	1½	2	2½	3	4
PN 20	●	●	●	●	●	●	●	○	○	○
PN 16	○	○	○	○	○	○	○	●	●	●

Dimensioni principali

Leading dimensions

DN	8	10	15	20	25	32	40	50	65	80
R"	1/4"	3/8"	1/2"	3/4"	1"	1-1/4"	1-1/2"	2"	2 1/2"	3"
L	55	55	58	70	87	96	106	126	145	165
H	40	40	40	50	60	68	75	90	100	118

Grado di filtrazione *Filtering rate*

µ	400	400	400	400	400	500	500	500	600	600

Perdite di carico *Pressure drop*

R"	1/4	3/8	1/2	3/4	1	1 ¼	1 ½	2	2 ½	3
Kv	1,821	3,428	4,477	7,857	11,08	17,00	24,50	36,00	60	80

Prezzi *Price*

R"	1/4	3/8	1/2	3/4	1	1 ¼	1 ½	2	2 ½	3
€										
Box	20	20	20	20	10	10	5	2	-	-

412CM

Raccoglitore di impurità a "Y" in ottone per liquidi con valvola di scarico

Brass "Y" pattern filter for liquids with drain valve

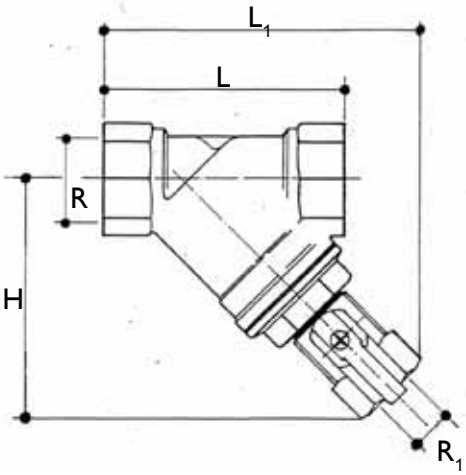

Pressioni di esercizio a max 80°C
Working pressures at 80°C max

	R" 1/2	3/4	1	1¼	1½	2
PN 20	●	●	●	●	●	●
PN 16	○	○	○	○	○	○

Dimensioni principali
Leading dimensions

R"	1/2	3/4	1	1 1/4	1 1/2	2
R_1"	1/4	1/4	1/4	1/4	1/4	3/8
L	58	70	87	96	106	126
L_1	84	95	105	112	120	138
H	62	68	75	82	90	113

Grado di filtrazione *Filtering rate*

µ	400	400	400	400	500	500

Perdite di carico *Pressure drop*

R"	1/2	3/4	1	1 ¼	1 ½	2
Kv	4,6	7,3	12,5	17	24,5	36

Prezzi *Price*

R"	1/2	3/4	1	1 ¼	1 ½	2
€						
Box	-	-	-	-	-	-

413

Raccoglitore di impurità a "Y" per aeriformi in ottone

Brass "Y" pattern filter for gaseous fluids

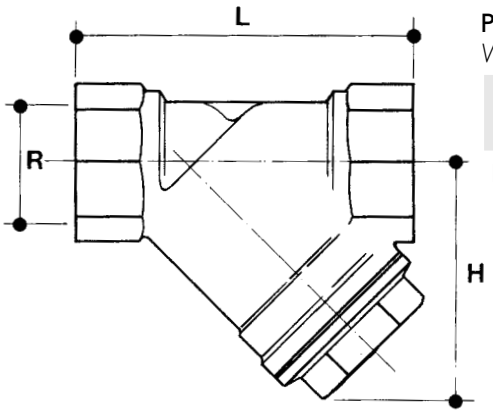

Pressioni di esercizio a max 80°C
Working pressures at 80°C max

	R" 1/4	3/8	1/2	3/4	1	1¼	1½	2
PN 5	●	●	●	●	●	●	●	●

PN16 per aria *for air*

Dimensioni principali
Leading dimensions

DN	8	10	15	20	25	32	40	50
R"	1/4"	3/8"	1/2"	3/4"	1"	1-1/4"	1-1/2"	2"
L	55	55	58	70	87	96	106	126
H	40	40	40	50	60	68	75	90

Grado di filtrazione *Filtering rate*

µ	200	200	200	200	200	200	200	200

Perdite di carico *Pressure drop*

vedi pag. 92
see at page 92

R"	1/4	3/8	1/2	3/4	1	1 ¼	1 ½	2
Kv	1,821	3,428	4,477	7,857	11,08	16,00	22,28	25,37

Prezzi *Price*

R"	1/4	3/8	1/2	3/4	1	1 ¼	1 ½	2
€								
Box	20	20	20	20	10	10	5	2

412R

Raccoglitore di impurità a "Y" in ottone per liquidi tipo leggero

Brass "Y" pattern filter for liquids light type

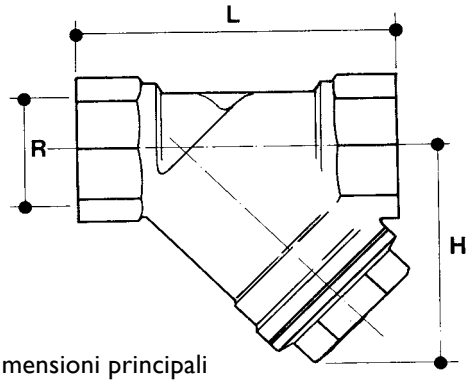

Pressioni di esercizio a max 80°C
Working pressures at 80°C max

R"	3/8	1/2	3/4	1	1¼	1½	2
PN 20	○	○	○	●	○	○	○
PN 16	○	○	○	○	○	○	○

Perdite di carico
Pressure drop

R"	1
Kv	9,468

Dimensioni principali
Leading dimensions

DN	25
R"	1"
L	78
H	52

Grado di filtrazione
Filtering rate

μ	400

Prezzi *Price*

R"	1
€	
Box	12

415

Raccoglitore di impurità a "Y" in ghisa flangiato

Cast iron flanged "Y" pattern filter

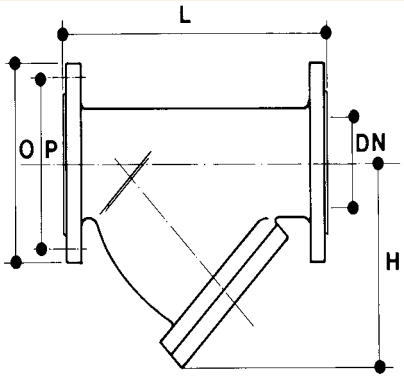

Pressioni di esercizio a max 80°C
Working pressures at 80°C max

DN	15	20	25	32	40	50	65	80	100	125	150	200
PN 16	●	●	●	●	●	●	●	●	●	●	●	●

Dimensioni principali *Leading dimensions*

DN	15	20	25	32	40	50	65	80	100	125	150	200
L	130	150	160	180	200	230	290	310	350	400	480	600
H	85	90	95	105	120	148	193	205	245	295	325	390
P	65	75	85	100	110	125	145	160	180	210	240	295
O	95	105	115	140	150	165	185	200	220	250	285	340
n°fori	4	4	4	4	4	4	4	8	8	8	8	12

DIAMETRO FORI DEL FILTRO ***STRAINER HOLES DIAMETER***

mm.	1,0	1,0	1,0	1,0	1,5	1,5	1,5	1,5	1,5	1,5	1,5	2,0

Perdite di carico **Pressure drop**

DN	15	20	25	32	40	50	65	80	100	125	150	200
Kv	20	20	29	40	70	104	180	258	365	567	788	1258

Prezzi *Price*

DN	15	20	25	32	40	50	65	80	100	125	150	200
€												

416

Filtro universale per rubinetti lavatrice in ottone cromato

C.P. Brass universal filter for washing machine stopcock

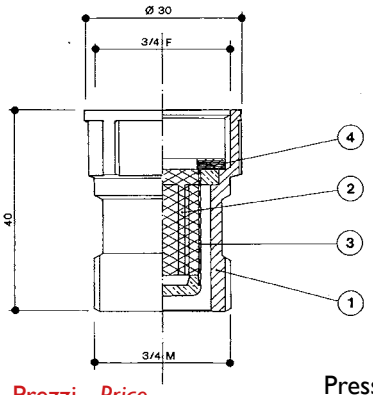

GUARNIZIONE IN GOMMA
RUBBER WASHER

PORTA FILTRO IN COPOLIMERO DI ACETALE
ACETAL - COPOLYMER STRAINER SUPPORT

RETE FILTRO IN ACCIAIO INOX AISI 304
S.S. AISI 304 STRAINER

CORPO FILTRO IN OTTONE CROMATO
CHROMIUM PLATED BRASS BODY

Prezzi *Price*

R"	3/4
€	
Box	10

Pressioni di esercizio a max 80°C
Working pressures at 80°C max

R"	3/8	1/2	3/4	1	1¼	1½	2
PN 10	○	○	●	○	○	○	○
PN 6	○	○	○	○	○	○	○

rasteli rubinetterie s.p.a.

VALVOLE IN OTTONE E BRONZO

BRASS AND BRONZE VALVES

5

410

Valvola inclinata a via diritta in bronzo sede P.T.F.E.

Bronze straight pattern globe valve P.T.F.E. seat

410A

Valvola inclinata a via diritta in bronzo con tappo e rubinetto di scarico, sede P.T.F.E.

Straight pattern globe valve with plug and drain cock, P.T.F.E. seat

Pressioni di esercizio a max 80°C

Working pressures at 80°C max

	R" 3/8	1/2	3/4	1	1 ¼	1 ½	2	2½	3	4
PN 16	●	●	●	●	●	●	●	○	○	○
PN 10	○	○	○	○	○	○	○	●	●	●

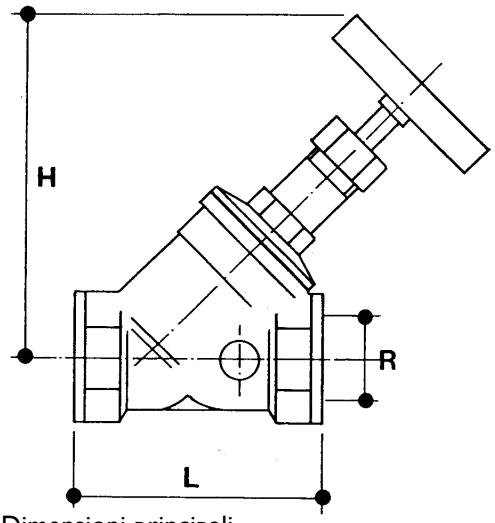

Dimensioni principali

Leading dimensions

R"	3/8	1/2	3/4	1	1 ¼	1 ½	2	2 ½	3	4
L	-	59	69	82	98	109	131	151	172	219
H	-	86	100	108	131	145	174	204	220	290
Ø	-	1/8"	1/8"	1/8"	1/4"	1/4"	1/4"	3/8"	3/8"	3/8"

Prezzi *Price*

R"	3/8	1/2	3/4	1	1 ¼	1 ½	2	2 ½	3	4
410 €	-									
410A €	-									

417

Valvola in bronzo a flusso avviato, sede P.T.F.E.

Bronze free flow globe valve, P.T.F.E. seat

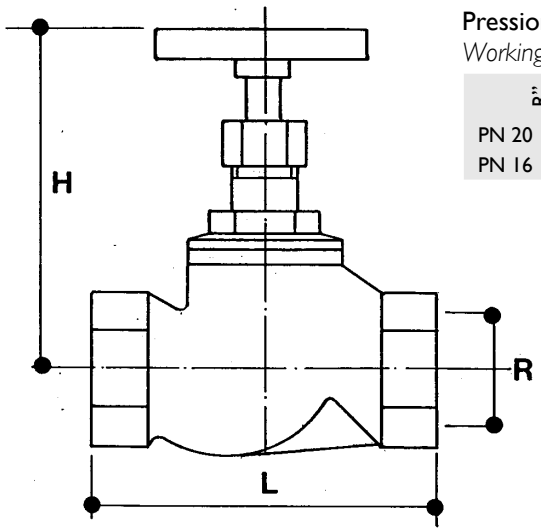

Pressioni di esercizio a max 80°C

Working pressures at 80°C max

	R" 1/2	3/4	1	1 ¼	1 ½	2	2½	3
PN 20	●	●	●	●	●	●	●	●
PN 16	○	○	○	○	○	○	○	○

Dimensioni principali

Leading dimensions

R"	1/2	3/4	1	1 ¼	1 ½	2	2 ½	3
L	67	79	94	109	120	141	167	186
H	96	115	125	136	145	160	180	195

Prezzi *Price*

R"	1/2	3/4	1	1 ¼	1 ½	2	2 ½	3
€								

418

Valvola inclinata in ottone a via diritta

Brass straight pattern globe valve

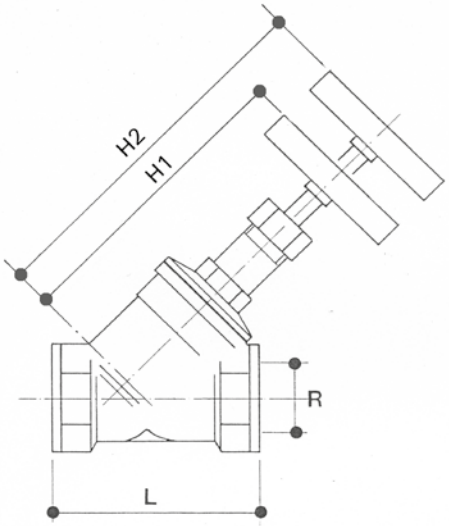

Pressioni di esercizio a max 80°C

Working pressures at 80°C max

	R" 3/8	1/2	3/4	1	1¼	1½	2	2½	3
PN 16	●	●	●	●	●	●	●	●	●
PN 10	○	○	○	○	○	○	○	○	○

Dimensioni principali

Leading dimensions

R"	3/8	1/2	3/4	1	1 ¼	1 ½	2	2 ½	3
L	50	56	66	78	101	113	126	156	172
H1	75	75	85	95	125	140	145	215	200
H2	85	85	100	110	148	168	178	245	250

Prezzi *Price*

R"	3/8	1/2	3/4	1	1 ¼	1 ½	2	2 ½	3
€									

419

Valvola inclinata in ottone a via diritta con molla di ritorno

Brass inclined valve with contrast spring

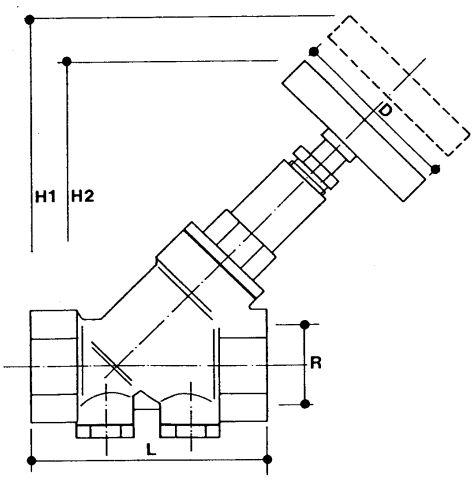

Pressioni di esercizio a max 80°C

Working pressures at 80°C max

	R" 1/2	3/4	1	1¼	1½	2
PN 16	●	●	●	●	●	●
PN 10	○	○	○	○	○	○

Dimensioni principali

Leading dimensions

R"	1/2	3/4	1	1 ¼	1 ½	2
L	65	75	90	110	120	150
D	50	55	60	70	80	100
H1	98	112	130	155	185	225
H2	85	98	113	135	155	190

Prezzi *Price*

R"	1/2	3/4	1	1 ¼	1 ½	2
€						

421

Valvola a globo in bronzo tenuta P.T.F.E.

Bronze globe valve P.T.F.E. seat

421SM

Valvola a globo in bronzo tenuta metallica

Bronze globe valve metal seat

421

421SM

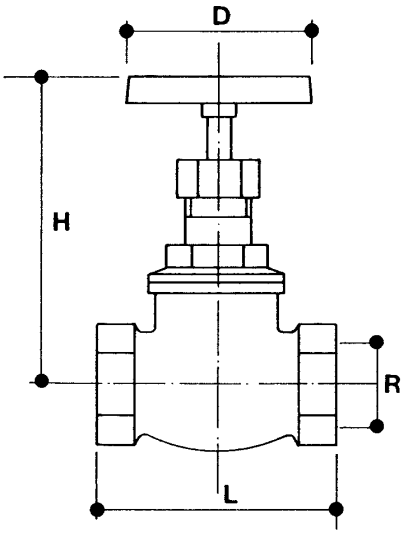

Pressioni di esercizio a max 80°C
Working pressures at 80°C max

	R" 1/4	3/8	1/2	3/4	1	1¼	1½	2	2½	3	4
PN 16	●	●	●	●	●	●	●	●	●	●	●
PN 10	○	○	○	○	○	○	○	○	○	○	○

Dimensioni principali
Leading dimensions

R"	1/4	3/8	1/2	3/4	1	1 ¼	1 ½	2	2 ½	3	4
L	54	54	58	70	80	95	105	128	155	175	200
H	78	78	83	96	105	120	134	160	215	245	270
D	50	50	55	65	70	75	80	90	125	150	150

Prezzi *Price*

R"	1/4	3/8	1/2	3/4	1	1 ¼	1 ½	2	2 ½	3	4
€											
€											

422

Valvola a globo di regolazione in bronzo con otturatore a spillo

Bronze manual control globe valve with tapered shutter

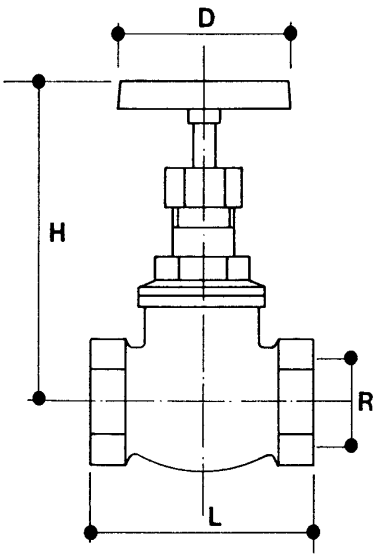

Pressioni di esercizio a max 80°C
Working pressures at 80°C max

	R" 1/4	3/8	1/2	3/4	1	1¼	1½	2	2½	3
PN 16	●	●	●	●	●	●	●	●	●	●
PN 10	○	○	○	○	○	○	○	○	○	○

Dimensioni principali
Leading dimensions

R"	1/4	3/8	1/2	3/4	1	1 ¼	1 ½	2	2 ½	3
L	54	54	58	70	80	95	105	128	155	175
H	78	78	83	96	105	120	134	160	215	245
D	50	50	55	65	70	75	80	90	125	150

Prezzi *Price*

R"	1/4	3/8	1/2	3/4	1	1 ¼	1 ½	2	2 ½	3
€										

424

Rubinetto portamanometro in ottone con flangia

Brass plug-cock manometer holder

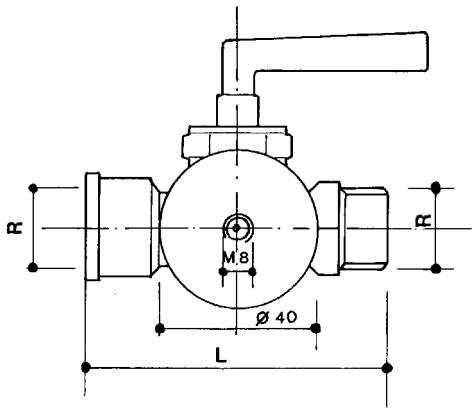

Pressioni di esercizio a max 80°C
Working pressures at 80°C max

	R" 1/4	3/8	1/2
PN 10	●	●	●

Dimensioni principali
Leading dimensions

R"	1/4	3/8	1/2
L	68	73	80

Prezzi *Price*

R"	1/4	3/8	1/2
€			

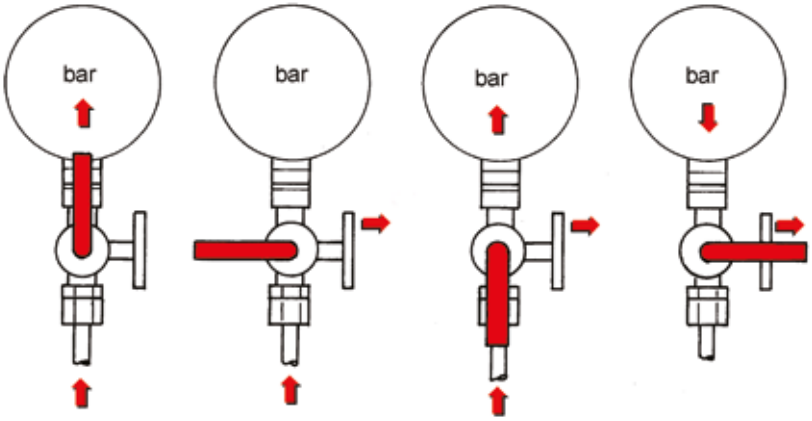

424S

Serpentina portamanometro in rame nichelata

Copper coil manometer holder nickel plated

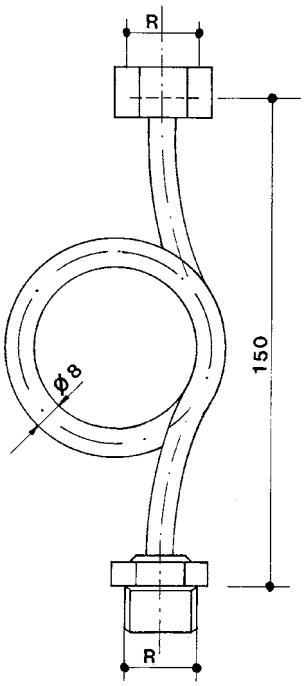

Pressioni di esercizio a max 80°C
Working pressures at 80°C max

	R" 1/4	3/8	1/2
PN 25	●	●	●

Prezzi *Price*

R"	1/4	3/8	1/2
€			

560

Valvola di sicurezza in ottone a scarico convogliato per impianti idrici, sede metallica

Brass angle safety valve for water with outlet to pipe, metal seat

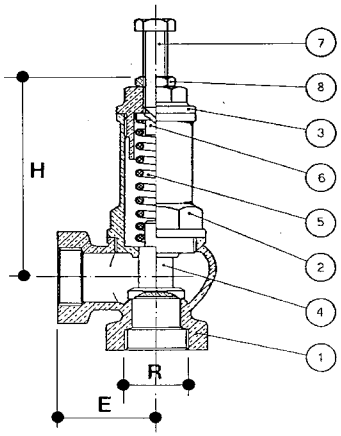

Pressioni di esercizio a max 80°C
Working pressures at 80°C max

CAMPO DI TARATURA

0-12 bar

CALIBRATION RANGE

Dimensioni principali
Leading dimensions

R"	3/8	1/2	3/4	1	1 ¼	1 ½	2	2 ½	3
H	75	76	90	98	125	140	150	181	205
E	28	36	39	47	56	63	75	86	88

Prezzi *Price*

R"	3/8	1/2	3/4	1	1 ¼	1 ½	2	2 ½	3
€									

DATI TECNICI *TECHNICAL DATA*

R"	3/8	1/2	3/4	1	1 ¼	1 ½	2	2 ½	3
PN bar	12	12	12	12	12	12	12	12	12
Ø SEDE mm	10,20	13,00	19,00	25,70	31,00	38,00	48,00	68,00	77,50
AREA cm²	0,82	1,33	2,83	5,18	7,54	11,34	18,09	36,30	47,15

Valvole da tarare sul luogo dell'impianto; dado di taratura bloccabile a mezzo controdado.

These valves have to be calibrated when installed; calibration nut can be locked with check nut.

Portata d' acqua in m^3/h in funzione del diametro della valvola R" e della pressione di taratura P

Water flow rate in m^3/h *according to the size of the valve* R" *and the calibration pressure* P

P \ R"	3/8	1/2	3/4	1	1 ¼	1 ½	2	2 ½	3
1	0,3	0,5	1,0	1,9	2,7	4,1	6,5	13,1	17,0
2	0,4	0,6	1,2	2,3	3,3	5,0	8,0	16,0	20,8
3	0,4	0,7	1,4	2,6	3,8	5,8	9,2	18,5	24,0
4	0,5	0,8	1,6	3,0	4,3	6,5	10,3	20,7	26,8
5	0,5	0,8	1,8	3,2	4,7	7,1	11,3	22,6	29,4
6	0,6	0,9	1,9	3,5	5,1	7,6	12,2	24,4	31,8
7	0,6	1,0	2,0	3,7	5,4	8,2	13,0	26,1	33,9
8	0,6	1,0	2,2	4,0	5,8	8,7	13,8	27,7	36,0
9	0,7	1,1	2,3	4,2	6,1	9,1	14,6	29,2	38,0
10	0,7	1,1	2,4	4,4	6,4	9,6	15,3	30,6	39,8
11	0,7	1,2	2,5	4,6	6,7	10,0	15,9	32,0	41,6
12	0,7	1,2	2,6	4,8	6,9	10,4	16,6	33,3	43,3

Per ulteriori informazioni richiedere fascicolo tecnico in accordo alla direttiva 97/23 CE (PED).

For further informations ask for the technical leaflet according to 97/23 CE (PED) norm.

570

Valvola di sicurezza in ottone a scarico libero per aria compressa, sede metallica

Brass safety valve free discharge for compressed air, metal seat

Pressioni di esercizio a max 80°C
Working pressures at 80°C max

CAMPO DI TARATURA

0-12 bar

CALIBRATION RANGE

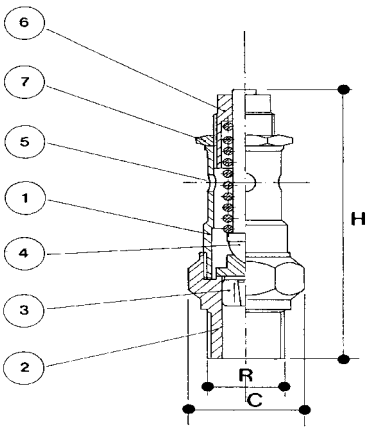

Dimensioni principali
Leading dimensions

R"	3/8	1/2	3/4	1	1 ¼	1 ½	2	2 ½	3
H	86	86	118	128	149	153	180	-	-
C	30	30	43	53	68	75	89	-	-

Prezzi *Price*

R"	3/8	1/2	3/4	1	1 ¼	1 ½	2	2 ½	3
€								-	-

DATI TECNICI *TECHNICAL DATA*

R"	3/8	1/2	3/4	1	1 ¼	1 ½	2	2 ½	3
PN bar	12	12	12	12	12	12	12	-	-
AREA cm²	0,82	1,18	2,33	2,90	4,78	4,78	5.71	-	-

Valvole da tarare sul luogo dell'impianto; dado di taratura bloccabile a mezzo controdado.

These valves have to be calibrated when installed; calibration nut can be locked with check nut.

Portata d' acqua in m^3/h in funzione del diametro della valvola R" e della pressione di taratura P

Water flow rate in according to the size of the valve and the calibration pressure

P \ R"	3/8	1/2	3/4	1	1 ¼	1 ½	2	2 ½	3
1	6,3	9,0	17,8	22,2	36,5	36,5	43,7	-	-
2	9,4	13,5	26,7	33,3	54,8	54,8	65,5	-	-
3	12,5	18,0	35,6	44,3	73,1	73,1	87,3	-	-
4	15,7	22,6	44,5	55,4	91,4	91,4	109,1	-	-
5	18,8	27,1	53,4	66,5	109,6	109,6	131	-	-
6	21,9	31,6	62,3	77,6	127,9	127,9	152,8	-	-
7	25,1	36,1	71,3	88,7	146,2	146,2	174,6	-	-
8	28,2	40,6	80,2	99,8	164,5	164,5	196,5	-	-
9	31,3	45,1	89,1	110,9	182,7	182,7	218,3	-	-
10	34,5	49,6	98,0	121,9	201,0	201,0	240,1	-	-
11	37,6	54,1	106,9	133,0	219,3	219,3	261,9	-	-
12	40,8	58,6	115,8	144,1	237,5	237,5	283,8	-	-

Per ulteriori informazioni richiedere fascicolo tecnico in accordo alla direttiva 97/23 CE (PED).

For further informations ask for the technical leaflet according to 97/23 CE (PED) norm.

598

Indicatore di passaggio in ottone a doppio cristallo temperato, con sfera mobile in Moplen

Brass sight glass with temperated glasses and Moplen floating ball

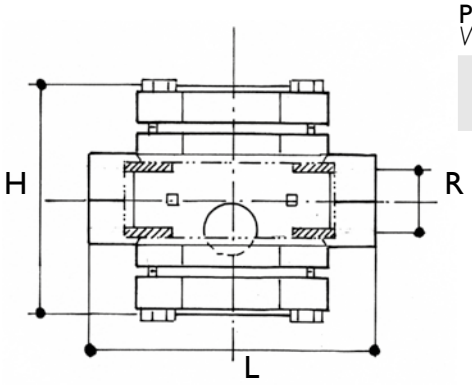

Pressioni di esercizio a max 80°C
Working pressures at 80°C max

	R" 3/8	1/2	3/4	1	1¼	1½	2
PN 16	●	●	●	●	●	●	●

Dimensioni principali
Leading dimensions

R"	3/8	1/2	3/4	1	1 ¼	1 ½	2
H	80	80	90	92	112	118	140
L	107	95	100	107	126	137	170

Prezzi *Price*

R"	3/8	1/2	3/4	1	1 ¼	1 ½	2
€							

599

Indicatore di passaggio in bronzo a doppio cristallo temperato, con alette fisse

Bronze sight glass with temperated glasses and integral flappers

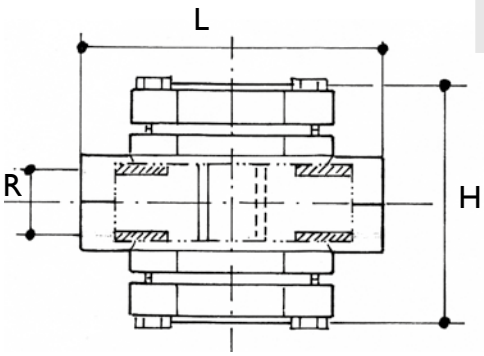

Pressioni di esercizio a max 80°C
Working pressures at 80°C max

	R" 3/8	1/2	3/4	1	1¼	1½	2	2½
PN 16	●	●	●	●	●	●	●	●

Dimensioni principali
Leading dimensions

R"	3/8	1/2	3/4	1	1 ¼	1 ½	2	2 ½
H	80	80	90	92	112	118	140	145
L	107	105	110	116	126	137	170	180

Prezzi *Price*

R"	3/8	1/2	3/4	1	1 ¼	1 ½	2	2 ½
€								

600

Giunto di dilatazione telescopico in ottone

Brass sliding expansion joint

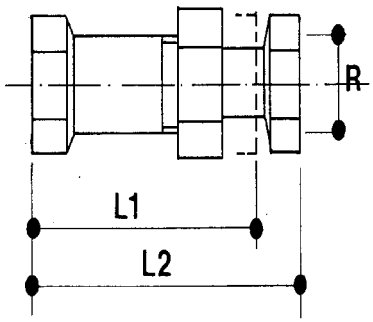

Pressioni di esercizio a max 80°C
Working pressures at 80°C max

	R" 1/2	3/4	1	1¼	1½	2	2½	3	4
PN 10	●	●	●	●	●	●	●	●	●

Dimensioni principali
Leading dimensions

R"	1/2	3/4	1	1 ¼	1 ½	2	2 ½	3	4
L1	120	135	145	160	170	185	200	230	290
L2	155	175	195	215	235	255	280	320	390

Prezzi *Price*

R"	1/2	3/4	1	1 ¼	1 ½	2	2 ½	3	4
€									

rasteli rubinetterie s.p.a.

VALVOLE DI FONDO, NON RITORNO E CLAPET

FOOT VALVES AND NON RETURN VALVES

6

397

Valvola clapet in bronzo, tipo normale, a sede metallica

Bronze swing check valve, normal type, metal disc

398

Valvola clapet in bronzo, tipo normale, a sede gomma Neoprene

Bronze swing check valve, normal type, Neoprene rubber disc

Pressioni di esercizio a max 80°C
Working pressures at 80°C max

R"	1/2	3/4	1	1¼	1½	2	2½	3	4
PN 10	●	●	●	●	●	●	●	●	●

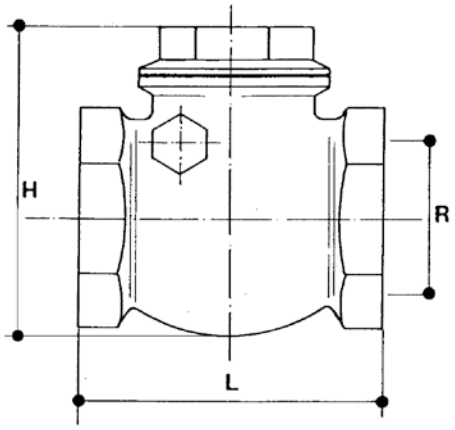

Dimensioni principali
Leading dimensions

R"	1/2	3/4	1	1 ¼	1 ½	2	2 ½	3	4
L	55	62	72	82	90	105	125	144	175
H	53	64	73	85	95	107	128	145	192

Prezzi *Price*

R"	1/2	3/4	1	1 ¼	1 ½	2	2 ½	3	4
€									

400

Valvola clapet in ottone, tipo normale, a sede metallica

Brass swing check valve, normal type, metal disc

405

Valvola clapet in ottone, tipo normale, a sede gomma Neoprene

Brass swing check valve, normal type, Neoprene rubber disc

Pressioni di esercizio a max 80°C
Working pressures at 80°C max

R"	3/8	1/2	3/4	1	1¼	1½	2	2½	3	4	5	6
PN 10	●	●	●	●	●	●	●	●	●	●	●	●

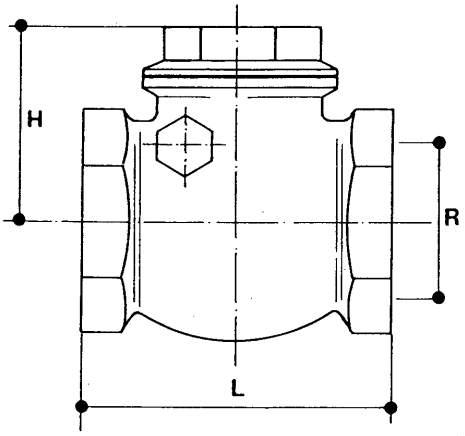

Dimensioni principali
Leading dimensions

R"	3/8	1/2	3/4	1	1 ¼	1 ½	2	2 ½	3	4	5	6
L	45	51	60	66	79	89	97	116	144	180	235	258
H	31	37	47	47	55	61	64	82	85	108	140	151

Prezzi *Price*

R"	3/8	1/2	3/4	1	1 ¼	1 ½	2	2 ½	3	4	5	6
€												
Box	20	20	12	10	10	6	4	-	-	-	-	-

400

R"	3/8	1/2	3/4	1	1 ¼	1 ½	2	2 ½	3	4	5	6
€	-											

405

Pressioni di esercizio a max 80°C
Working pressures at 80°C max

	R" 1/2	3/4	1	1¼	1½	2	2½	3	4
PN 10	●	●	●	●	●	●	●	●	●

401

Valvola clapet in ottone, tipo export, a sede metallica

Brass swing check valve, export type, metal disc

406

Valvola clapet in ottone, tipo export, a sede gomma Neoprene

Brass swing check valve, export type, Neoprene rubber disc

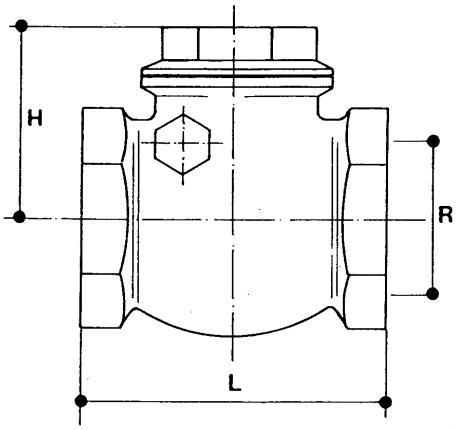

Dimensioni principali
Leading dimensions

R"	1/2	3/4	1	1 ¼	1 ½	2	2 ½	3	4
L	47	52	63	70	84	96	116	135	164
H	24	26	31	37	47	50	67	76	91

Prezzi *Price*

R"	1/2	3/4	1	1 ¼	1 ½	2	2 ½	3	4
€									
Box	25	15	10	12	8	4	-	-	-

Pressioni di esercizio a max 80°C
Working pressures at 80°C max

	R" 1/2	3/4	1	1¼	1½	2	2½	3	4	5
PN 10	●	●	●	●	●	●	●	●	●	●

420

Valvola di fondo con filtro in ottone

Foot valve with brass strainer

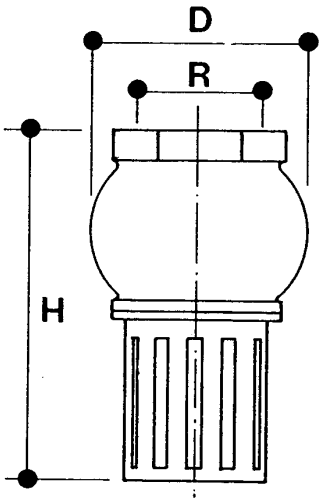

Dimensioni principali
Leading dimensions

R"	1/2	3/4	1	1 ¼	1 ½	2	2 ½	3	4	5
D	39	45	51	61	68	80	103	115	145	180
H	60	73	81	95	103	131	136	151	187	238

Prezzi *Price*

R"	1/2	3/4	1	1 ¼	1 ½	2	2 ½	3	4	5
€										
Box	25	20	15	15	10	5	-	-	-	-

430

Valvola di fondo tubolare

Cylindrical foot valve

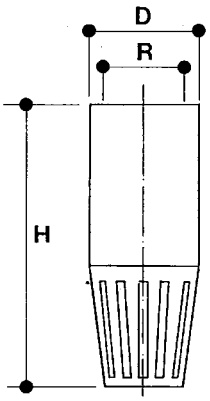

Pressioni di esercizio a max 80°C
Working pressures at 80°C max

	R" 1/2	3/4	1	1 ¼	1 ½	2	2½	3	4
PN 10	●	●	●	●	●	●	○	○	○
PN 6	○	○	○	○	○	○	●	●	●

Dimensioni principali
Leading dimensions

R"	1/2	3/4	1	1 ¼	1 ½	2	2 ½	3	4
D	-	31	38	47	54	65	87	99	121
H	-	101	113	125	145	165	175	195	220

Prezzi *Price*

R"	1/2	3/4	1	1 ¼	1 ½	2	2 ½	3	4
€	-								
Box	-	20	15	10	10	5	-	-	-

455

Valvola di non ritorno in ottone, tipo verticale

Brass non return valve, vertical type

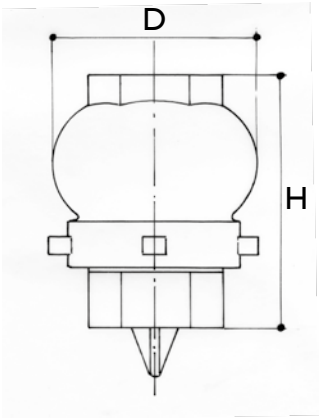

Pressioni di esercizio a max 80°C
Working pressures at 80°C max

	R" 1	1 ¼	1 ½	2
PN 10	●	●	●	●

Dimensioni principali
Leading dimensions

R"	1	1 ¼	1 ½	2
D	66	68	78	95
H	89	92	104	120

Prezzi *Price*

R"	1	1 ¼	1 ½	2
€				

460

Valvola di non ritorno in ottone, ispezionabile, tipo FIAT

Brass non return valve,
FIAT type with cap for disc checking

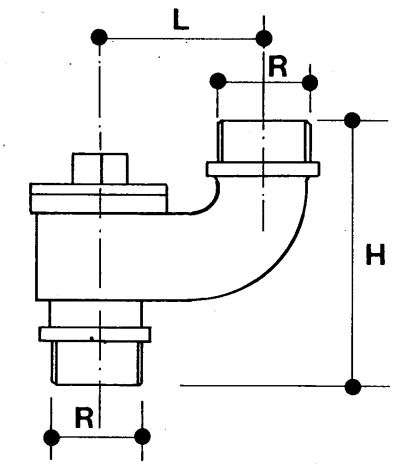

Pressioni di esercizio a max 80°C
Working pressures at 80°C max

	R" 1	1 ¼	1 ½	2
PN 10	●	●	●	●

Dimensioni principali
Leading dimensions

R"	1	1 ¼	1 ½	2
D	53	60	72	77
H	82	104	116	125

Prezzi *Price*

R"	1	1 ¼	1 ½	2
€				

470

Valvola di non ritorno "EUROPA" in ottone

Brass non return valve "EUROPA"

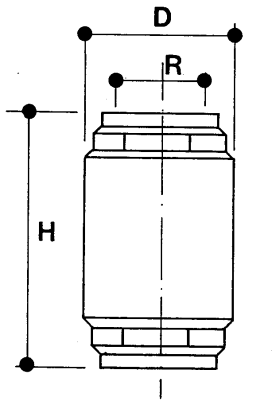

Pressioni di esercizio a max 80°C
Working pressures at 80°C max

	R" 3/8	1/2	3/4	1	1¼	1½	2	2½	3	4
PN 20	●	●	●	●	○	○	○	○	○	○
PN 16	○	○	○	○	●	●	●	○	○	○
PN 10	○	○	○	○	○	○	○	●	●	●

Dimensioni principali
Leading dimensions

R"	3/8	1/2	3/4	1	1 ¼	1 ½	2	2 ½	3	4
H	54	57	64	75	82	93	100	120	140	158
D	34,5	34,5	41,5	48	60,5	71	87	120	140	173

Prezzi *Price*

R"	3/8	1/2	3/4	1	1 ¼	1 ½	2	2 ½	3	4
€										
Box	10	10	8	6	4	4	2	-	-	-

475

Valvola di fondo in ottone, "EUROPA", con succhieruola in acciaio inox

Brass foot valve, "EUROPA", with stainless steel strainer

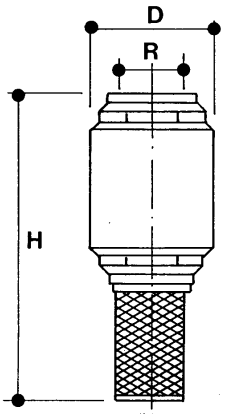

Pressioni di esercizio a max 80°C
Working pressures at 80°C max

	R" 3/8	1/2	3/4	1	1¼	1½	2	2½	3	4
PN 20	●	●	●	●	○	○	○	○	○	○
PN 16	○	○	○	○	●	●	●	○	○	○
PN 10	○	○	○	○	○	○	○	●	●	●

Dimensioni principali
Leading dimensions

R"	3/8	1/2	3/4	1	1 ¼	1 ½	2	2 ½	3	4
H	91	96	113	133	146	166	187	228	263	296
D	34,5	34,5	41,5	48	60,5	71	87	120	140	173

Prezzi *Price*

R"	3/8	1/2	3/4	1	1 ¼	1 ½	2	2 ½	3	4
€										
Box	8	8	6	4	4	2	2	-	-	-

495

Valvola di non ritorno in ottone, "ROMA"

Brass non return valve, "ROMA"

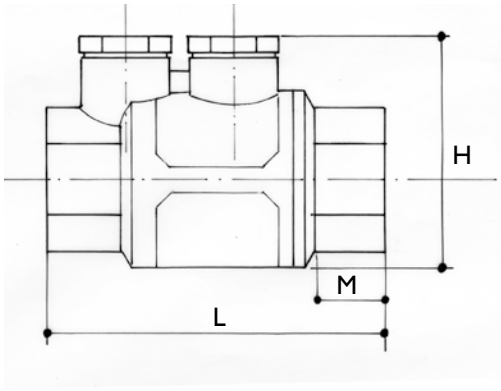

Pressioni di esercizio a max 80°C
Working pressures at 80°C max

	R" 3/8	1/2	3/4	1	1¼	1½	2
PN 25	●	●	●	●	○	○	○
PN 18	○	○	○	○	●	●	●

Temperatura minima d'esercizio: -20°C
Temperatura massima di esercizio :
Acqua: 100°C
Idrocarburi fluidi / aria compressa : 150°C

Minimum working temperature: -20°C
Maximum working temperature :
Water: 100°C
Liquid hidrocarbon/compressed air : 150°C

Dimensioni principali
Leading dimensions

R"	3/8	1/2	3/4	1	1 ¼	1 ½	2
L	63	68,5	69,5	79	84	93,5	108
H	48,5	48,5	56	62	74	84,5	100,5
M	10	13,5	14	15	16	16	20

Prezzi *Price*

R"	3/8	1/2	3/4	1	1 ¼	1 ½	2
€							

477

Valvola di fondo in ottone, con filtro incorporato

Brass foot valve, with non-detachable strainer

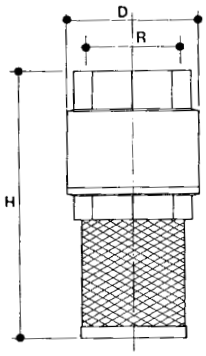

Pressioni di esercizio a max 80°C
Working pressures at 80°C max

	R" 3/4	1	1 ¼	1 ½	2
PN 10	●	●	●	●	●

Dimensioni principali
Leading dimensions

R"	3/4	1	1 ¼	1 ½	2
D	39	46	56	69	84
H	87	95	107	124	140

Prezzi *Price*

R"	3/4	1	1 ¼	1 ½	2
€					

480

Valvola di non ritorno in ottone, di tipo universale

Brass non-return valve universal type

480VM

Valvola di non ritorno in ottone, con otturatore metallico

Brass non-return valve with metal disc

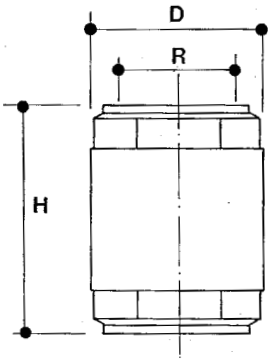

Pressioni di esercizio a max 80°C
Working pressures at 80°C max

	R" 3/8	1/2	3/4	1	1 ¼	1 ½	2	2 ½	3	4
PN 16	●	●	●	●	○	○	○	○	○	○
PN 10	○	○	○	○	●	●	●	○	○	○
PN 6	○	○	○	○	○	○	○	●	●	●

Dimensioni principali
Leading dimensions

R"	3/8	1/2	3/4	1	1 ¼	1 ½	2	2 ½	3	4
H	45	43	48	58	64	70	75	91	105	118
D	27	31	38	46	56	66	83	101	110	154

Prezzi *Price*

R"	3/8	1/2	3/4	1	1 ¼	1 ½	2	2 ½	3	4	
€											480
€											480VM

485

Filtro in acciaio inox AISI 304L

Stainless steel strainer AISI 304L

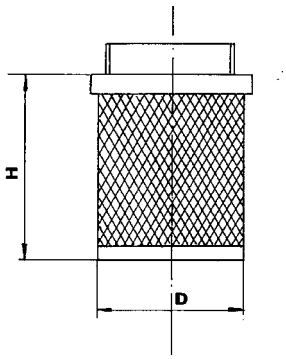

Dimensioni principali
Leading dimensions

R"	3/8	1/2	3/4	1	1 ¼	1 ½	2	2 ½	3	4
H	45	43	48	58	64	70	75	91	105	118
D	27	31	38	46	56	66	83	101	110	154

Prezzi *Price*

R"	3/8	1/2	3/4	1	1 ¼	1 ½	2	2 ½	3	4
€										
Box	50	50	50	25	20	15	10	-	-	-

420GH

Valvola di fondo flangiata in ghisa

Cast iron flanged foot valve

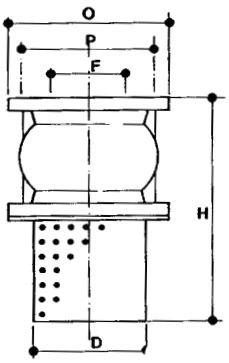

Pressioni di esercizio a max 80°C
Working pressures at 80°C max

	DN 50	65	80	100	125	150	200	250
PN 16	●	●	●	●	●	●	●	●

Dimensioni principali
Leading dimensions

DN	50	65	80	100	125	150	200	250
F	50	65	80	100	125	150	200	250
H	100	120	140	170	200	230	300	370
D	111	131	148	168	198	222	332	385
O	165	185	200	220	250	285	340	405
P	125	145	160	180	210	240	295	355
n°fori	4	4	8	8	8	8	12	12

Prezzi *Price*

DN	50	65	80	100	125	150	200	250
€								

465

Valvola clapet flangiata in ghisa

Cast iron flanged swing check valve

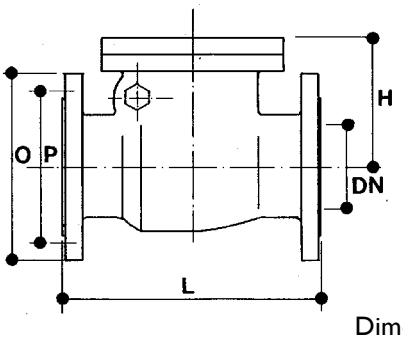

Pressioni di esercizio a max 80°C
Working pressures at 80°C max

	DN 40	50	65	80	100	125	150	200
PN 16	●	●	●	●	●	●	●	●

Dimensioni principali
Leading dimensions

DN	40	50	65	80	100	125	150	200
L	180	200	240	260	300	350	400	500
H	115	125	130	140	160	180	200	220
P	110	125	145	160	180	210	240	295
O	150	165	185	200	220	250	285	340
n°fori	4	4	4	8	8	8	8	12

Prezzi *Price*

DN	40	50	65	80	100	125	150	200
€								

480GH

Valvola di non ritorno in ghisa flangiata, orizzontale e verticale

Cast iron flanged non return valve, horizontal and vertical type

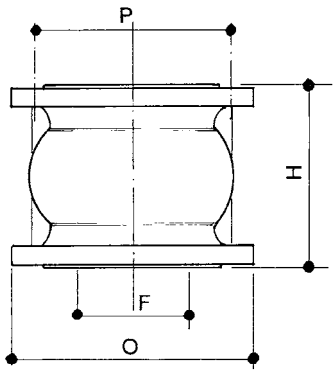

Pressioni di esercizio a max 80°C
Working pressures at 80°C max

	DN 50	65	80	100	125	150	200
PN 16	●	●	●	●	●	●	●

Dimensioni principali
Leading dimensions

DN	50	65	80	100	125	150	200
F	50	65	80	100	125	150	200
O	165	185	200	220	250	285	340
H	100	120	140	170	200	230	300

Prezzi *Price*

DN	50	65	80	100	125	150	200
€							

rasteli rubinetterie s.p.a.

RUBINETTI DI ARRESTO E DI EROGAZIONE

STOPCOCKS, BIBCOCKS AND BALL BIBCOCKS



305

Rubinetto d'arresto tipo pesante in ottone

Brass stopcock heavy type

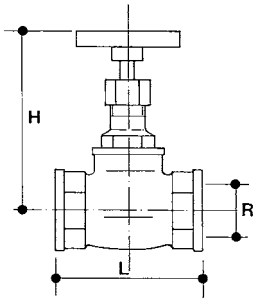

Pressioni di esercizio a max 80°C
Working pressures at 80°C max

R"	1/4	3/8	1/2	3/4	1	1¼	1½	2
PN 16	○	○	○	○	○	○	○	○
PN 10	○	●	●	●	●	●	●	●
PN 6	○	○	○	○	○	○	○	○

Dimensioni principali *Leading dimensions*

R"	3/8	1/2	3/4	1	1 ¼	1 ½	2
L	51	58	64	83	93	102	118
H	60	62	76	85	104	110	130

Prezzi *Price*

R"	3/8	1/2	3/4	1	1 ¼	1 ½	2
€							
Box	20	20	10	10	-	-	-

315

Rubinetto d'arresto per incasso, cappuccio in 2 pezzi

Built-in type stopcock with two pieces lockshield cover

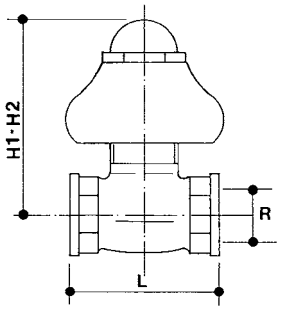

Pressioni di esercizio a max 80°C
Working pressures at 80°C max

R"	1/4	3/8	1/2	3/4	1	1¼	1½	2
PN 16	○	○	○	○	○	○	○	○
PN 10	○	○	●	●	●	○	○	○
PN 6	○	○	○	○	○	○	○	○

Dimensioni principali *Leading dimensions*

R"	3/8	1/2	3/4	1	1 ¼	1 ½	2
L	-	59	64	84	-	-	-
H1	-	73	94	92	-	-	-
H2	-	91	107	117	-	-	-

Prezzi *Price*

R"	3/8	1/2	3/4	1	1 ¼	1 ½	2
€	-				-	-	-
Box	-	10	5	5	-	-	-

84

Idrante per giardino a sfera, tipo a squadra

Angle hose union ball valve for garden

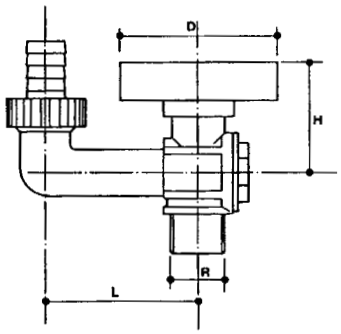

Pressioni di esercizio a max 80°C
Working pressures at 80°C max

R"	1/4	3/8	1/2	3/4	1	1¼	1½	2
PN 16	○	○	○	○	○	○	○	○
PN 10	○	○	●	●	●	○	○	○
PN 6	○	○	○	○	○	○	○	○

Dimensioni principali *Leading dimensions*

R"	3/8	1/2	3/4	1	1 ¼	1 ½	2
L	-	57	62	73	-	-	-
H1	-	40	43	46	-	-	-
H2	-	60	60	60	-	-	-

Prezzi *Price*

R"	3/8	1/2	3/4	1	1 ¼	1 ½	2
€	-				-	-	-
Box	-	12	10	5	-	-	-

440

Rubinetto a squadra per giardino, tipo verticale

Hose union valve, for garden, vertical type

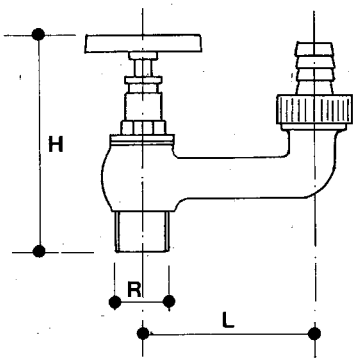

Pressioni di esercizio a max 80°C
Working pressures at 80°C max

	R" 1/4	3/8	1/2	3/4	1	1 1/4	1 1/2	2
PN 16	○	○	○	○	○	○	○	○
PN 10	○	○	●	●	●	○	○	○
PN 6	○	○	○	○	○	○	○	○

Dimensioni principali *Leading dimensions*

R"	3/8	1/2	3/4	1	1 ¼	1 ½	2
L	-	64	74	87	-	-	-
H	-	87	100	107	-	-	-

Prezzi *Price*

R"	3/8	1/2	3/4	1	1 ¼	1 ½	2
€	-				-	-	-
Box	-	10	10	5	-	-	-

445

Rubinetto a squadra per giardino, tipo "Riviera"

Hose union valve, for garden, "Riviera" type

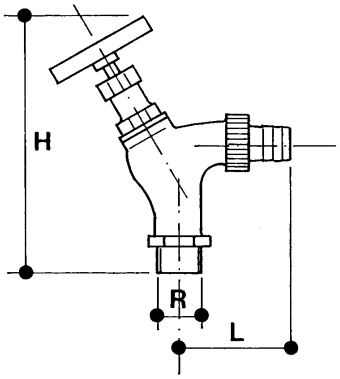

Pressioni di esercizio a max 80°C
Working pressures at 80°C max

	R" 1/4	3/8	1/2	3/4	1	1 1/4	1 1/2	2
PN 16	○	○	○	○	○	○	○	○
PN 10	○	○	○	●	●	●	●	●
PN 6	○	○	○	○	○	○	○	○

Dimensioni principali *Leading dimensions*

R"	3/8	1/2	3/4	1	1 ¼	1 ½	2
L	-	-	60	80	85	90	130
H	-	-	130	148	168	195	220

Prezzi *Price*

R"	3/8	1/2	3/4	1	1 ¼	1 ½	2
€	-	-					

528

Rubinetto artistico "Testa di drago"

"Dragon head" bibcock

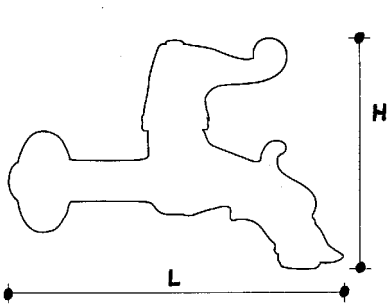

Pressioni di esercizio a max 80°C
Working pressures at 80°C max

	R" 1/4	3/8	1/2	3/4	1	1 1/4	1 1/2	2
PN 16	○	○	○	○	○	○	○	○
PN 10	○	○	●	○	○	○	○	○
PN 6	○	○	○	○	○	○	○	○

Dimensioni principali *Leading dimensions*

R"	3/8	1/2	3/4	1	1 ¼	1 ½	2
L	-	160	-	-	-	-	-
H	-	100	-	-	-	-	-

Prezzi *Price*

R"	3/8	1/2	3/4	1	1 ¼	1 ½	2
€	-		-	-	-	-	-
Box	-	10	-	-	-	-	-

5

Rubinetto erogatore a sfera con portagomma, tipo pesante

Hose union ball bibcock, heavy type

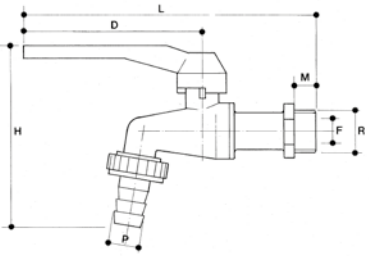

Prezzi *Price*

R”	1/2	3/4	1
€			
Box	20	10	5

Pressioni di esercizio a max 80°C
Working pressures at 80°C max

	R” 1/4	3/8	1/2	3/4	1
PN 16	○	○	○	○	○
PN 10	○	○	●	●	●
PN 6	○	○	○	○	○

Dimensioni principali
Leading dimensions

R”	1/2	3/4	1
D	90	90	115
H	90	98	120
L	145	155	170
M	11	15	17
P	14	20	25
F	12	14	17

55

Rubinetto erogatore a sfera con portagomma, tipo normale

Hose union ball bibcock, normal type

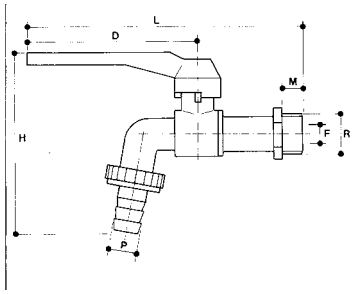

Prezzi *Price*

R”	1/4	3/8	1/2	3/4	1
€	-				
Box	-	20	20	10	10

Pressioni di esercizio a max 80°C
Working pressures at 80°C max

	R” 1/4	3/8	1/2	3/4	1
PN 16	○	○	○	○	○
PN 10	○	●	●	●	●
PN 6	○	○	○	○	○

Dimensioni principali
Leading dimensions

R”	3/8	1/2	3/4	1
D	90	90	90	90
H	92	92	103	118
L	145	145	155	170
M	11	11	14	15
P	14	14	20	25
F	10	10	12	14

56

Rubinetto erogatore a sfera con portagomma, tipo leggero

Hose union ball bibcock, light type

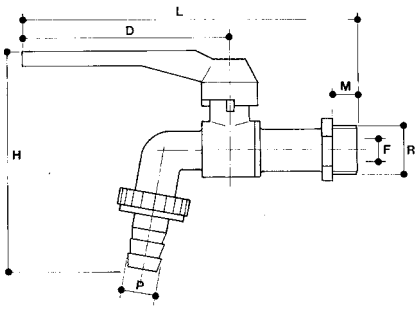

Prezzi *Price*

R”	1/2
€	
Box	20

Pressioni di esercizio a max 80°C
Working pressures at 80°C max

	R” 1½
PN 10	●

Dimensioni principali
Leading dimensions

R”	1/2
D	90
H	92
L	136
M	10
P	14
F	10

520

Rubinetto portagomma, tipo inglese

Hose union bibcock to B.S. 1010.2

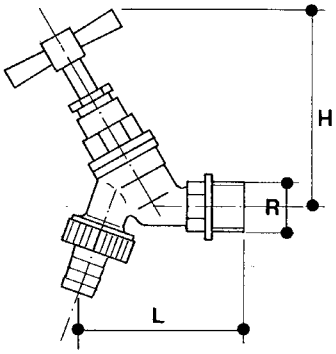

Prezzi *Price*

R”	1/2
€	

Pressioni di esercizio a max 80°C
Working pressures at 80°C max

	R” 1/2
PN 20	●

Dimensioni principali
Leading dimensions

R”	1/2
L	85
H	70

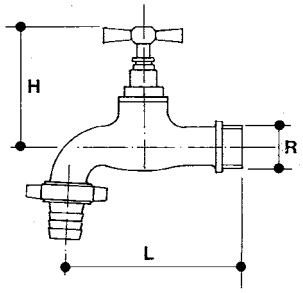

Pressioni di esercizio a max 80°C
Working pressures at 80°C max

	R" 1/4	3/8	1/2	3/4	1
PN 16	○	○	○	○	○
PN 10	○	○	●	○	○
PN 6	○	○	○	○	○

Dimensioni principali *Leading dimensions*

R"	1/4	3/8	1/2	3/4	1
L	-	-	105	-	-
H	-	-	80	-	-

Prezzi *Price*

R"	1/4	3/8	1/2	3/4	1
€	-	-		-	-

521

Rubinetto portagomma tipo svizzero

Hose union bibcock Switzerland type

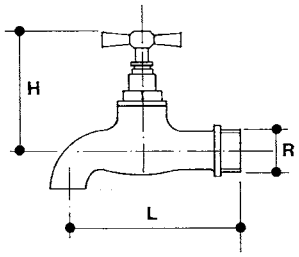

Pressioni di esercizio a max 80°C
Working pressures at 80°C max

	R" 1/4	3/8	1/2	3/4	1
PN 16	○	○	○	○	○
PN 10	○	●	●	●	●
PN 6	○	○	○	○	○

Dimensioni principali *Leading dimensions*

R"	1/4	3/8	1/2	3/4	1
L	-	85	85	120	130
H	-	63	67	75	80

Prezzi *Price*

R"	1/4	3/8	1/2	3/4	1
€	-				
Box	-	15	15	10	5

525

Rubinetto d'erogazione sabbiato cromato

Bibcock matt chrome finishing

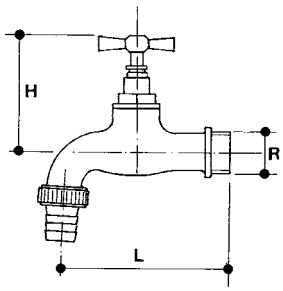

Pressioni di esercizio a max 80°C
Working pressures at 80°C max

	R" 1/4	3/8	1/2	3/4	1
PN 16	○	○	○	○	○
PN 10	●	●	●	●	●
PN 6	○	○	○	○	○

Dimensioni principali *Leading dimensions*

R"	1/4	3/8	1/2	3/4	1
L	-	88	93	113	150
H	-	65	67	75	88

Prezzi *Price*

R"	1/4	3/8	1/2	3/4	1
€	-				
Box	-	15	10	10	5

535

Rubinetto portagomma sabbiato cromato

Hose union bibcock matt chrome finishing

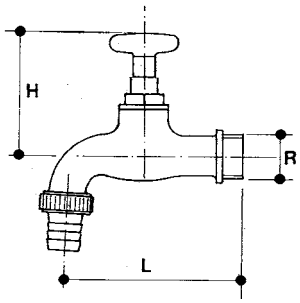

Pressioni di esercizio a max 80°C
Working pressures at 80°C max

	R" 1/4	3/8	1/2	3/4	1
PN 16	○	○	○	○	○
PN 10	●	●	●	●	●
PN 6	○	○	○	○	○

Dimensioni principali *Leading dimensions*

R"	1/4	3/8	1/2	3/4	1
L	-	88	93	113	150
H	-	65	67	75	88

Prezzi *Price*

R"	1/4	3/8	1/2	3/4	1
€	-				
Box	-	15	10	10	5

545

Rubinetto portagomma cromato con chiave levabile

Hose union bibcock matt chrome with removable key

rasteli rubinetterie s.p.a.

RUBINETTI A MASCHIO E RIDUTTORI DI PRESSIONE

PLUG COCKS, PRESSURE REDUCERS

8

500

Rubinetto a maschio a due vie, F x F
Two ways plug cock, F x F

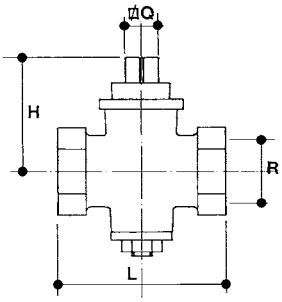

Pressioni di esercizio a max 80°C
Working pressures at 80°C max

	R" 3/8	1/2	3/4	1	1¼	1½	2	2½	3	4
PN 10	●	●	●	●	●	●	●	●	●	●

Dimensioni principali
Leading dimensions

R"	3/8	1/2	3/4	1	1 ¼	1 ½	2	2 ½	3	4
L	44	48	60	72	80	89	103	120	133	177
H	31	33	42	49	56	64	76	92	104	130
Q	10	12	14	16	18	20	24	31	36	40

Prezzi *Price*

R"	3/8	1/2	3/4	1	1 ¼	1 ½	2	2 ½	3	4
500 BZ €										
500 OT €	-							-	-	-

505

Rubinetto a maschio in bronzo a due vie, M x F
Bronze two ways plug cock, M x F

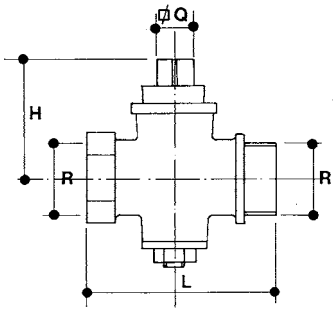

Pressioni di esercizio a max 80°C
Working pressures at 80°C max

	R" 3/8	1/2	3/4	1	1¼	1½	2	2½
PN 10	●	●	●	●	●	●	●	●

Dimensioni principali
Leading dimensions

R"	3/8	1/2	3/4	1	1 ¼	1 ½
L	48	55	68	80	94	98
H	31	33	42	49	56	64
Q	10	12	14	16	18	20

Prezzi *Price*

R"	3/8	1/2	3/4	1	1 ¼	1 ½
€						

506

Rubinetto a maschio a due vie, tipo misura M x M
Two ways plug cock, for watermeter, M x M

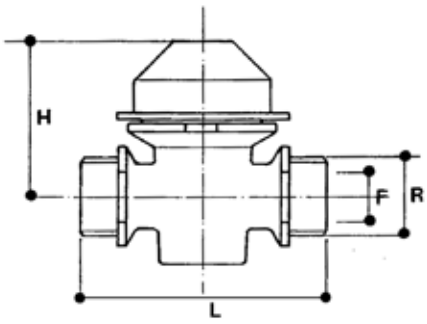

Pressioni di esercizio a max 80°C
Working pressures at 80°C max

	R" 1/2
PN 10	●

Dimensioni principali
Leading dimensions

R"	1/2
L	68
H	42
F	12

Prezzi *Price*

R"	1/2
€	
Box	12

507

Rubinetto a maschio a due vie, tipo misura M x F
Two ways plug cock, for watermeter, M x F

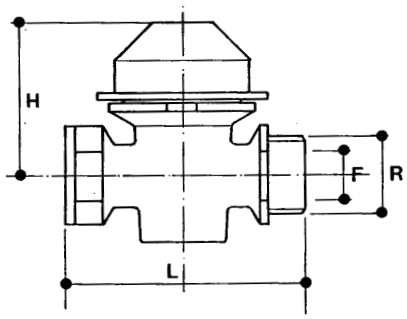

Pressioni di esercizio a max 80°C
Working pressures at 80°C max

	R" 1/2
PN 10	●

Dimensioni principali
Leading dimensions

R"	1/2
L	65
H	42
F	12

Prezzi *Price*

R"	1/2
€	
Box	12

510

Rubinetto a maschio a due vie, in bronzo, tipo pesante, con premistoppa

Bronze two ways plug cock, stuffing box, heavy type

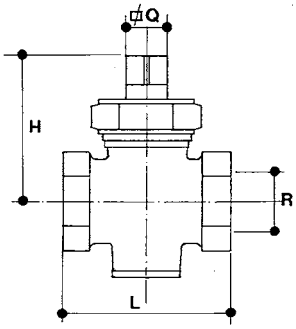

Pressioni di esercizio a max 80°C
Working pressures at 80°C max

	R" 3/8	1/2	3/4	1	1 ¼	1 ½	2	2½	3
PN 16	●	●	●	●	●	○	○	○	○
PN 10	○	○	○	○	○	●	●	●	●

Dimensioni principali
Leading dimensions

R"	3/8	1/2	3/4	1	1 ¼	1 ½	2	2 ½	3
L	52	62	74	84	98	110	126	142	156
H	60	70	72	80	93	116	125	132	138
Q	10	12	14	16	18	20	24	26	34

Prezzi *Price*

R"	3/8	1/2	3/4	1	1 ¼	1 ½	2	2 ½	3
€									

516

Rubinetto "PERFECT" per liquidi densi

"PERFECT" type valve for thick liquids

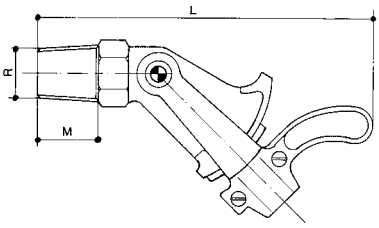

Pressioni di esercizio a max 80°C
Working pressures at 80°C max

	R" 3/4	1 ½	2	2½	3	4
PN 4	○	○	○	○	○	○
PN 1	●	●	●	●	●	●

Dimensioni principali
Leading dimensions

R"	3/4	1 ½	2	2 ½	3	4
L	30	40	40	53	53	60
H	170	200	220	260	300	350

Prezzi *Price*

R"	3/4	1 ½	2	2 ½	3	4
€						

518

Rubinetto a maschio in ottone M x M per presa stradale tipo Sicilia

Brass two ways plug cock, M x M Sicilia type

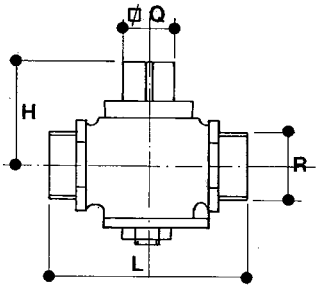

Pressioni di esercizio a max 80°C
Working pressures at 80°C max

	R" 1/2	3/4	1	1¼	1½	2
PN 10	●	●	●	●	●	●

Dimensioni principali
Leading dimensions

R"	1/2	3/4	1	1 ¼	1 ½	2
L	72	84	101	113	120	165
H	36	43	52	58	70	80
Q	16	18	19	23	26	28

Prezzi *Price*

R"	1/2	3/4	1	1 ¼	1 ½	2
€						
Box	12	10	5	-	-	-

519

Rubinetto scarico caldaia

Boiler drain plug cock

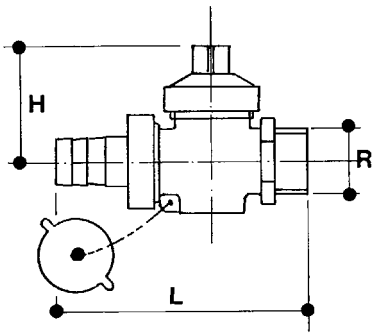

Pressioni di esercizio a max 80°C
Working pressures at 80°C max

	R" 1/2
PN 10	●

Dimensioni principali
Leading dimensions

R"	1/2
L	77
H	31

Prezzi *Price*

R"	1/2
€	
Box	100

509

Gruppo di alimentazione automatico serie pesante per impianti di riscaldamento a circuito chiuso, con filtro, valvola di non ritorno e rubinetto di arresto.

Automatic feeder heavy version for heating systems, with filter, non-return system and stopcock

Pressioni di esercizio a max 80°C
Working pressures at 80°C max

	R" 1/2
PN 10	●

A valle regolabile da 0,5 a 4 bar
Downstream from 0,5 to 4 bar

Prezzi *Price*	
R"	1/2
€	

601

Riduttore di pressione "Mignon" per scaldabagno

Pressure reducer "Mignon" for water heater

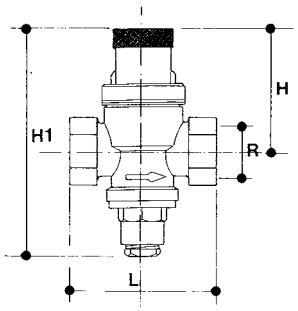

A valle regolabile da 1 a 4 bar
Downstream from 1 to 4 bar

Pressioni di esercizio a max 50°C
Working pressures at 50°C max

	R" 1/2	3/4	1	1 1/4	1 1/2	2	2 1/2
PN 10	●	●	○	○	○	○	○

Dimensioni principali
Leading dimensions

R"	1/2	3/4	1	1 1/4	1 1/2	2	2 1/2
L	58	58	-	-	-	-	-
H	54	54	-	-	-	-	-
H1	100	100	-	-	-	-	-

Prezzi *Price*							
R"	1/2	3/4	1	1 1/4	1 1/2	2	2 1/2
€			-	-	-	-	-

602

Riduttore di pressione per acqua potabile, con bocchettoni F x F, sede inox

Pressure reducer for drinking water, union tail F x F, stainless steel seat

vedi pag. 95
see at page 95

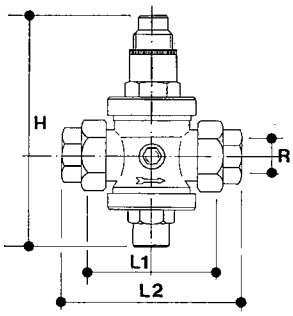

A valle regolabile da 1,2 a 6 bar
Downstream from 1,2 to 6 bar

Pressioni di esercizio a max 50°C
Working pressures at 50°C max

	R" 1/2	3/4	1	1 1/4	1 1/2	2	2 1/2
PN 20	●	●	●	●	●	●	○

Dimensioni principali
Leading dimensions

R"	1/2	3/4	1	1 1/4	1 1/2	2	2 1/2
L1	75	88	93	110	110	130	-
L2	112	135	140	170	175	200	-
H	120	160	166	220	220	250	-

Prezzi *Price*							
R"	1/2	3/4	1	1 1/4	1 1/2	2	2 1/2
€							-

611

Riduttore di pressione per acqua potabile, F x F, sede inox

Pressure reducer for drinking water, F x F, stainless steel seat

vedi pag. 95
see at page 95

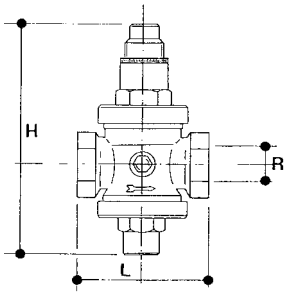

A valle regolabile da 1,2 a 6 bar
Downstream from 1,2 to 6 bar

Pressioni di esercizio a max 50°C
Working pressures at 50°C max

	R" 1/2	3/4	1	1 1/4	1 1/2	2	2 1/2	3
PN 20	●	●	●	●	●	●	●	●

Dimensioni principali
Leading dimensions

R"	1/2	3/4	1	1 1/4	1 1/2	2	2 1/2	3
L	78	85	89	125	130	138	145	177
H	120	160	166	220	220	250	270	285

Prezzi *Price*								
R"	1/2	3/4	1	1 1/4	1 1/2	2	2 1/2	3
€								

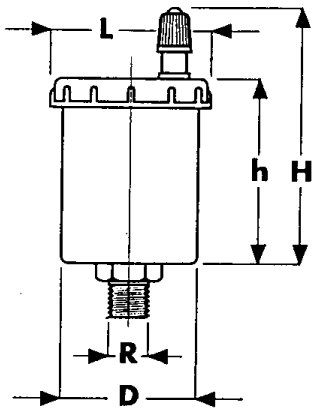

Pressioni di esercizio a max 80°C
Working pressures at 80°C max

	R" 1/4	3/8	1/2
PN 6	○	●	●

Dimensioni principali
Leading dimensions

R"	1/4	3/8	1/2
D	-	40	40
h	-	52	52
H	-	68	68
L	-	50	50

Prezzi *Price*			
R"	1/4	3/8	1/2
€	-		
Box	-	10	10

590

Valvola sfogo aria
Automatic air vent

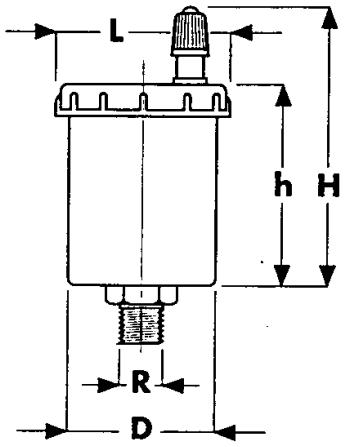

Pressioni di esercizio a max 80°C
Working pressures at 80°C max

	R" 1/4	3/8	1/2
PN 6	○	●	●

Dimensioni principali
Leading dimensions

R"	1/4	3/8	1/2
D	-	38	38
h	-	46	46
H	-	61	61
L	-	46	46

Prezzi *Price*			
R"	1/4	3/8	1/2
€	-		
Box	-	16	16

591

Valvola sfogo aria automatica tipo standard
Automatic air vent standard type

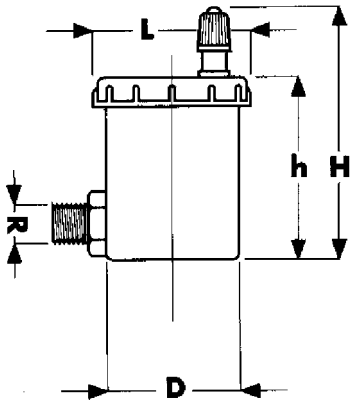

Pressioni di esercizio a max 80°C
Working pressures at 80°C max

	R" 1/4	3/8	1/2
PN 6	○	●	●

Dimensioni principali
Leading dimensions

R"	1/4	3/8	1/2
D	-	39	39
h	-	46	46
H	-	61	61
L	-	42	42

Prezzi *Price*			
R"	1/4	3/8	1/2
€	-		
Box	-	10	10

592

Valvola sfogo aria automatica tipo a squadra
Angle automatic air vent

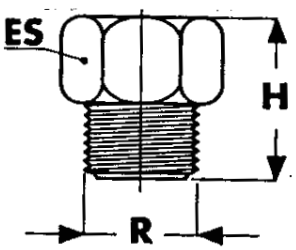

Pressioni di esercizio a max 80°C
Working pressures at 80°C max

	R" 1/4	3/8	1/2
PN 6	○	●	●

Dimensioni principali
Leading dimensions

R"	1/4	3/8	1/2
ES	-	19	23
H	-	25	25

Prezzi *Price*			
R"	1/4	3/8	1/2
€	-		

595

Valvola di intercettazione automatica
Automatic shut off adaptor valve

Gruppo di filtrazione con dispositivo antiriflusso by-pass, manometro e scarico acqua dall' impianto.

Filtering group/monobloc with non return device, by-pass, manometer and water drain of the plant

404

Prezzo *Price*

€

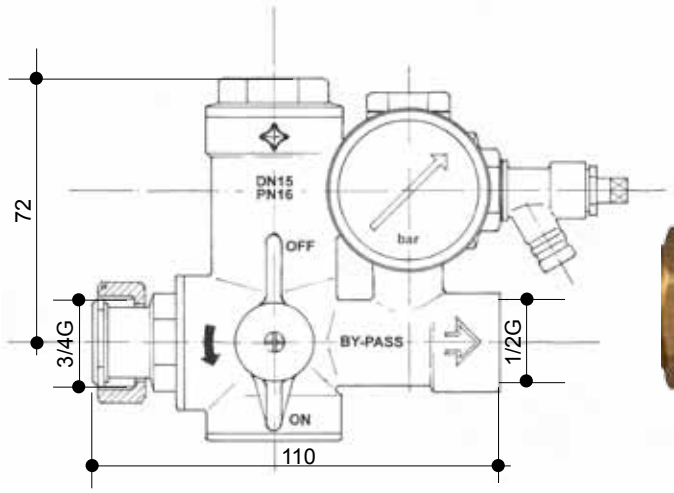

ACCORPAMENTO DI PIU' FUNZIONI	Montaggio di un solo componente, contenente filtro in acciao INOX AISI 304 da 1000 micron, valvola di non ritorno, by-pass, manometro e rubinetto di scarico impianto
DIMENSIONE ATTACCHI	In entrata calotta girevole da 3/4" In uscita attacco femmina da 1/2"
MATERIALI DEI COMPONENTI	Ottone CW617N e CW614N
DISPOSITIVO ANTIRIFLUSSO	Valvola di non ritorno in resina acetalica
FACILITA' DI MANOVRA	Le indicazioni delle manovre sono stampate sul corpo del gruppo e corrispondono alla punta della leva di comando ruotata nel senso indicato dalla freccia
PORTATA a 3 bar	3 m^3/h
MANOMETRO	La diminuzione della pressione indica il progressivo intasamento del filtro.
PULIZIA DEL FILTRO	Eseguibile senza interrompere l'erogazione dell' acqua nella posizione di by-pass. Il tappo per l'estrazione del filtro non necessita di guarnizione avendo incorporato un anello o-ring di tenuta

MULTIFUNCTION SYSTEM	Assembling of one component combining a stainless steel AISI 304 strainer of 1000 micron, a non return valve, a by-pass device, a manometer and a drain/discharge cock.
DIMENSION OF MATERIALS	Inlet ¾" turning nut Outlet ½" female connection
COMPONENTS MATERIALS	CW617N and CW614N brass
NON RETURN DEVICE	Non return valve in acetal resin
EASINESS OF CONTROL	Control indications are printed on the body of the group/monobloc and they correspond to the drill of the control handle turned in the direction indicated by the arrow.
3 BAR FLOW	3 m^3/h
MANOMETER	The pressure decrease indicates the progressive blocking up of the filter/strainer.
FILTER CLEANING	It is possible to clean the filter without stopping water flow in by-pass position. The plug to take out the filter does not need any gasket because there is a sealing o-ring incorporated.

Riduttore di pressione 1/2" F x 3/4" M

Pressure reducer 1/2"F x 3/4"M

403

Prezzo *Price*

€



PRESSIONE MASSIMA IN ENTRATA	10 bar
PRESSIONE IN USCITA	0,5 - 6 bar
PORTATA	0-2 m^3/h
MANOMETRO per regolazione pressione	0-6 bar
PRETARATO A:	3 bar
TEMPERATURA ACQUA	< 80°
MATERIALI DEI COMPONENTI	Ottone CW617N e CW614N

Rotazione oraria aumenta la pressione a valle
Rotaz. antiroraria diminuisce la pressione a valle

INLET MAX PRESSURE	10 bar
OUTLET PRESSURE	0,5 - 6 bar
FLOW	0-2 m^3/h
MANOMETER for pressure setting	0-6 bar
PRE-CALIBRATION	3 bar
WATER TEMPERATURE	< 80°
COMPONENTS MATERIALS	CW617N and CW614N Brass

Clockwise rotation increases downstream pressure
Anti-clockwise rotation decreases downstream pressure

rasteli rubinetterie s.p.a.

RACCORDI PER TUBI FLESSIBILI E TUBI FILETTATI

9

603

Raccordo diritto in tre pezzi, M x F, tenuta O-RING NBR
Three pieces straight coupling, M x F, NBR O-RING rubber seal

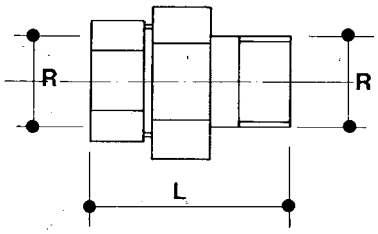

Dimensioni principali
Leading dimensions

R"	3/8	1/2	3/4	1	1 ¼	1 ½	2
L	47	47	52	62	66	76	100

Prezzi *Price*

R"	3/8	1/2	3/4	1	1 ¼	1 ½	2
€							

604

Raccordo curvo in tre pezzi, M x F, tenuta O-RING NBR
Three pieces elbow, M x F, NBR O-RING rubber seal

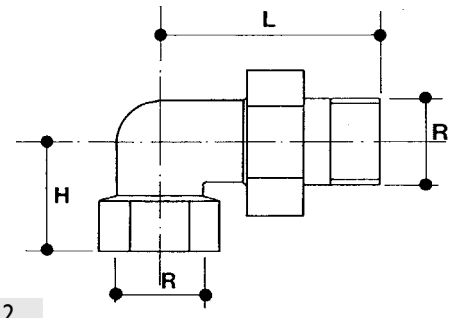

Dimensioni principali
Leading dimensions

R"	3/8	1/2	3/4	1	1 ¼	1 ½	2
L	45	50	60	69	80	92	120
H	20	22	30	33	35	42	68

Prezzi *Price*

R"	3/8	1/2	3/4	1	1 ¼	1 ½	2
€							

605

Raccordo a cinque vie per autoclave
Five ways union

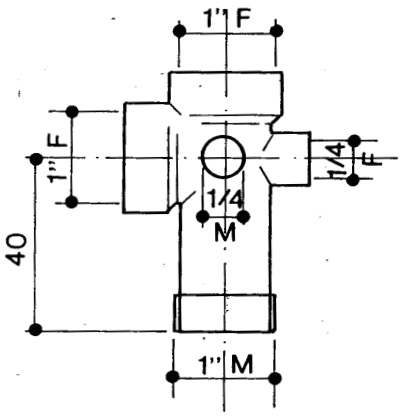

Prezzi *Price*

R"	3/8	1/2	3/4	1	1 ¼	1 ½	2
€	-	-	-		-	-	-
Box	-	-	-	10	-	-	-

605L

Raccordo a cinque vie per autoclave H 60 mm
Five ways union fittings H 60 mm

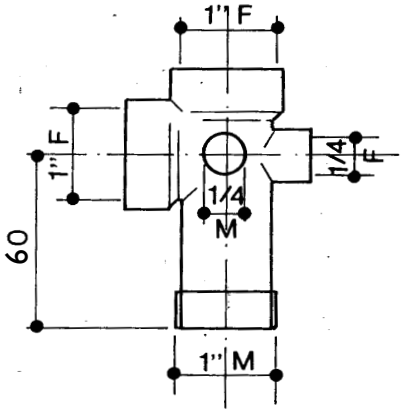

Prezzi *Price*

R"	3/8	1/2	3/4	1	1 ¼	1 ½	2
€	-	-	-		-	-	-

612

Coppia raccordi per contatore con guarnizioni esente amianto

Two union tails for water meter with gaskets

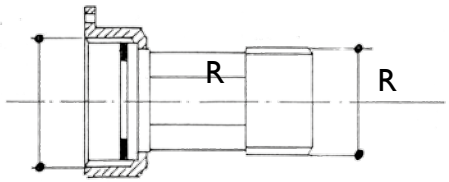

Prezzi *Price*

R”	1/2M x 3/4F	3/4M x 1F
€		

615

Raccordo F x F a due pezzi, con guarnizione esente amianto

Two union tails F x F with gasket

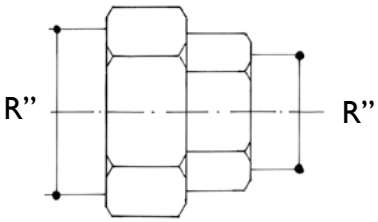

Prezzi *Price*

R”	1/2 x 1	3/4 x 1¼	1 x 1½	1¼ x 2	1½ x 2¼	2 x 2¾
€						

850

Raccordo “EXCELSIOR” diritto in tre pezzi, sede conica

Three pieces straight “EXCELSIOR” coupling, metal seat

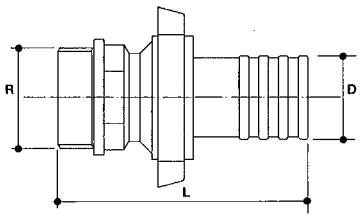

Dimensioni principali
Leading dimensions

R”	X	D	L	€	BOX	R”	X	D	L	€	BOX	R”	X	D	L	€	BOX
3/8	15	58			25	1	25	82			15	1½	40	105			6
1/2	15	58			20	1	30	92			10	2	50	125			6
1/2	18	65			15	1	32	95			10	2	60	140			5
1/2	20	65			15	1¼	30	93			10	2½	60	135			5
3/4	20	67			15	1¼	32	95			10						
3/4	25	69			15	1¼	35	103			8						

851

Raccordo “EXCELSIOR” curvo in tre pezzi, sede conica

Three pieces elbow “EXCELSIOR” coupling, metal seat

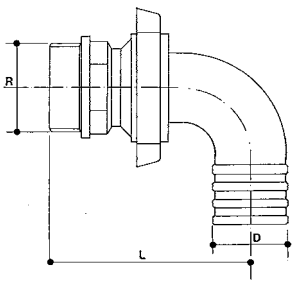

Dimensioni principali
Leading dimensions

R”	X	D	L	€	BOX	R”	X	D	L	€	BOX	R”	X	D	L	€	BOX
3/8	15	52			20	3/4	25	70			15	1½	40	100			4
1/2	15	55			20	1	25	75			12	2	50	115			5
1/2	18	60			10	1	30	85			8	2	60	130			3
1/2	20	60			10	1¼	30	85			8	2½	60	125			3
3/4	20	60			10	1¼	35	95			5						

852

Raccordo "EXCELSIOR" a due portagomma, sede conica
"EXCELSIOR" coupling with two hose unions, metal seat

Dimensioni principali
Leading dimensions

D	X	D	L	€	BOX
15		15	65		25
18		18	72		15
20		20	72		15
25		25	88		20
30		30	102		10

853

Raccordo portagomma maschio tipo "ROMA"
Hose union male threaded "Roma" type

R"	X	D	L	€	BOX
1/8		6	31		50
1/8		8	32		50
1/8		10	32		50
1/4		6	33		50
1/4		8	33		50
1/4		10	33		50
1/4		13	33		50
3/8		10	35		40
3/8		13	37		30
3/8		15	40		30
1/2		10	39		50
1/2		13	40		50
1/2		15	41		50
1/2		16	42		50
1/2		18	43		40
1/2		20	44		40

R"	X	D	L	€	BOX
3/4		13	46		30
3/4		16	49		30
3/4		18	48		30
3/4		20	49		25
3/4		22	49		25
3/4		25	52		15
1		20	49		30
1		25	55		30
1		27	56		30
1		30	56		25
1		32	55		20
1¼		30	60		20
1¼		32	60		20
1¼		35	60		15
1¼		39	67		12
1¼		40	67		12

R"	X	D	L	€	BOX
1½		38	65		15
1½		40	67		12
1½		45	74		10
1½		50	70		10
2		50	72		8
2		51	72		8
2		60	84		5
2½		60	95		8
2½		63	91		8
2½		70	101		5
3		76	98		5
3		80	103		5
4		100	123		2
4		102	123		2

854

Raccordo portagomma femmina tipo "ROMA"
Hose union female threaded "Roma" type

Dimensioni principali
Leading dimensions

R"	X	D	L	€	BOX
1/8		8	32		50
1/8		10	32		50
1/4		10	32		50
1/4		13	33,5		50
3/8		10	36		40
3/8		13	38		30
3/8		15	38		30

R"	X	D	L	€	BOX
1/2		10	39		50
1/2		13	39		50
1/2		15	39		50
1/2		18	39		40
3/4		20	44		25
3/4		25	45		20
1		25	52		30

R"	X	D	L	€	BOX
1		30	52		25
1¼		30	55		15
1¼		32	55		15
1¼		35	58		15
1½		40	60		12
2		50	77		6

855

Raccordo per cassone
Tank connection

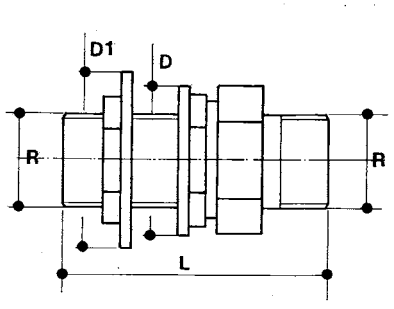

Dimensioni principali
Leading dimensions

R"	1/2	3/4	1	1 ¼	1 ½	2
L	71	75	86	97	101	115
D	36	42	56	60	71	71
D1	45	50	61	65	67	71

Prezzi *Price*

R"	1/2	3/4	1	1 ¼	1 ½	2
€						
Box	20	15	8	5	4	3

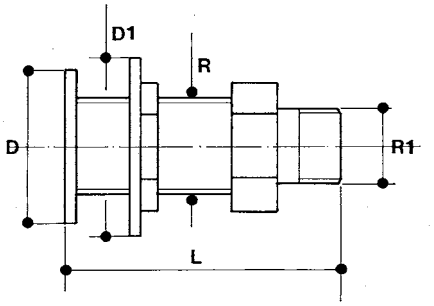

Dimensioni principali
Leading dimensions

R"	1/2	3/4	1	1 ¼	1 ½
R"1	3/8	1/2	3/4	1	1 ¼
L	68	76	80	102	108
D	38	43	49	64	65
D1	45	50	61	65	67

Prezzi *Price*

R"	1/2	3/4	1	1 ¼	1 ½
€					
Box	20	15	10	-	-

856

Piletta per cassone filettata internamente

Bottom tank connection inside threaded

960

Manicotto F x F in ottone

Female x female brass coupling

Dimensioni principali
Leading dimensions

R" X	R"	€	BOX
1/4	1/4		40
3/8	3/8		25
1/2	1/2		30
3/4	3/4		20
1	1		12
1¼	1¼		12
1½	1½		10
2	2		10

961

Manicotto esagonale M x F in ottone

Male x female hexagonal brass coupling

Dimensioni principali
Leading dimensions

R" X	R"	€	BOX
-	-	-	-
3/8	3/8		40
1/2	1/2		20
3/4	3/4		10
1	1		8
1¼	1¼		4
1½	1½		6
2	2		3

962

Manicotto ridotto F x F ridotto

F x F reducing brass coupling

Dimensioni principali
Leading dimensions

R" X	R"	€	BOX
1/4	3/8		30
3/8	1/2		20
1/2	3/4		20
3/4	1		12
1	1¼		8
1¼	1½		4
1½	2		5

963

Manicotto esagonale ridotto M x F in ottone

Male x female hexagonal reducing brass coupling

Dimensioni principali
Leading dimensions

R"	X	R"	€	BOX
M 1/4	F 3/8			30
M 3/8	F 1/2			25
M 1/2	F 3/4			15
M 3/4	F 1			10
M 1	F 1¼			5
M 1¼	F 1½			10
M 1½	F 2			5

964

Gomito 90° F x F, in ottone

90° female x female brass elbow

Dimensioni principali
Leading dimensions

R"	X	R"	€	BOX
1/4		1/4		25
3/8		3/8		25
1/2		1/2		20
3/4		3/4		12
1		1		6
1¼		1¼		8
1½		1½		6
2		2		6

965

Gomito 90° M x F, in ottone

90° male x female brass elbow

Dimensioni principali
Leading dimensions

R"	X	R"	€	BOX
1/4		1/4		25
3/8		3/8		25
1/2		1/2		20
3/4		3/4		12
1		1		6
1¼		1¼		8
1½		1½		6
2		2		6

966

Gomito ridotto 90° F x F, in ottone

90° female x female brass reducing elbow

Dimensioni principali
Leading dimensions

R"	X	R"	€	BOX
-		-	-	-
3/8		1/2		20
1/2		3/4		12
1/2		1		6
3/4		1		6

967

Gomito ridotto 90° M x F in ottone

90° male x female brass reducing elbow

Dimensioni principali
Leading dimensions

R"	X	R"	€	BOX
M 1/2		F 3/4		12
M 3/4		F 1		6
M 1		F 1¼		8

968

Tee in ottone F x F x F

F x F x F brass Tee

Dimensioni principali
Leading dimensions

R"	X	R"	X	R"	€	BOX
		1/4				20
		3/8				20
		1/2				15
		3/4				12
		1				6
		1¼				6
		1½				5
		2				6

969

Tee ridotto in ottone F x F x F

F x F x F brass reducing Tee

Dimensioni principali
Leading dimensions

R"	X	R"	X	R"	€	BOX
3/4		1/2		3/4		10
1		3/4		1		5
1¼		1		1¼		6
1½		1¼		1½		5
2		1½		2		6

970

Bocchettone conico in 3 pezzi in ottone F x F, sede metallica

F x F 3 pieces tapered brass pipe union, metal seat

Dimensioni principali
Leading dimensions

R"	X	R"	€	BOX
1/2		1/2		10
3/4		3/4		15
1		1		10

971

Raccordo a 4 vie in ottone

Four ways brass connection

Dimensioni principali
Leading dimensions

R" X R" X R" X R"	€	BOX
1/2		10
3/4		10
1		5

972

Nipple doppia vite M x M in ottone

Male x Male double brass nipple

Dimensioni principali
Leading dimensions

R" X R"	€	BOX
1/4 1/4		50
3/8 3/8		40
1/2 1/2		50
3/4 3/4		30
1 1		15
1¼ 1¼		15
1½ 1½		10
2 2		6

973

Nipple ridotto doppia vite M x M in ottone

Male x Male reducing double brass nipple

Dimensioni principali
Leading dimensions

R" X R"	€	BOX
- -	-	-
3/8 1/4		40
1/2 3/8		25
3/4 1/2		15
1 3/4		20
1¼ 1		10
1½ 1¼		10
2 1½		6

974

Tappo femmina in ottone

Female brass plug

Dimensioni principali
Leading dimensions

R"	€	BOX
1/4		50
3/8		50
1/2		40
3/4		20
1		15
1¼		10
1½		8
2		6

975

Tappo maschio in ottone

Male brass plug

Dimensioni principali
Leading dimensions

R”	€	BOX
1/4		50
3/8		50
1/2		40
3/4		20
1		15
1¼		10
1½		6
2		5

976

Riduzione esagonale in ottone M x F

Male x Female exagonal brass reducer

Dimensioni principali
Leading dimensions

R”	X	R”	€	BOX
3/8		1/4		50
1/2		1/4		30
1/2		3/8		50
3/4		1/2		50
1		3/4		25
1¼		1		15
1½		1¼		8
2		1½		4

977

Ghiera in ottone

Brass ring

Dimensioni principali
Leading dimensions

R”	x	R”	€	BOX
	-		-	-
3/8	-	1/2		50
1/2	-	3/4		50
3/4	-	1		25
1	-	1¼		15
1¼	-	1½		10

978

Ghiera in ottone con battuta

Brass ring with rim

Dimensioni principali
Leading dimensions

R”	x	R”	€	BOX
	-		-	-
3/8	-	1/2		50
1/2	-	3/4		50
3/4	-	1		25
1	-	1¼		15
1¼	-	1½		10

979

Vite semplice in ottone
Threaded brass connection

Dimensioni principali
Leading dimensions

R”	3/8	1/2	3/4	1
L	25	30	30	33

Prezzi *Price*

R”	3/8	1/2	3/4	1
€				
Box	50	50	30	20

980

Prolunga ridotta in ottone M x F
Brass reducing extension M x F

Dimensioni principali
Leading dimensions

R”	X	R”	€	BOX
-		-	-	-
3/8		1/2		30
1/2		3/4		15
3/4		1		10

981

Prolunga in ottone M x F
Brass extension M x F

Dimensioni principali
Leading dimensions

R”	L	€	BOX
3/8	12		30
3/8	15		30
3/8	20		30
3/8	30		20
3/8	40		15
3/8	50		15
1/2	12		25
1/2	15		20
1/2	20		20
1/2	25		15

R”	L	€	BOX
1/2	30		15
1/2	40		10
1/2	50		10
1/2	60		10
1/2	80		10
1/2	100		10
3/4	12		20
3/4	15		15
3/4	20		10
3/4	30		10

R”	L	€	BOX
3/4	40		10
3/4	50		10
1	12		20
1	15		20
1	20		15
1	30		10
1	40		10
1	50		10

982

Barilotto in ottone M x M
M x M, threaded brass connection

Dimensioni principali
Leading dimensions

R”	L	€	BOX
1/2	60		15
1/2	80		10
1/2	100		8
1/2	120		8
1/2	150		8

R”	L	€	BOX
3/4	60		10
3/4	80		8
3/4	100		6
3/4	120		6
3/4	150		6

R”	L	€	BOX
1	60		10
1	80		10
1	100		6
1	120		6
1	150		4

rasteli rubinetterie s.p.a.

ACCESSORI E RICAMBI

SPARE PARTS

10

A01

Maniglia a leva in alluminio plastificata di colore rosso

Aluminium lever with red plastic coating

Prezzi	Price					
mm	90	115	150	180	270	320
€						

A02

Maniglia a farfalla plastificata di colore rosso

Butterfly handle with red plastic coating

Prezzi	Price			
mm	45	60	70	
€				

A03

Prolungamento dell' asta di manovra delle valvole a sfera

Stem extension for insulation of ball valves

Prezzi	Price					
mis	1ª	2ª	3ª	4ª	5ª	6ª
€						

A04

Cappuccio in due pezzi per valvola a sfera da incasso art. 7

Two pieces lockshield for ball valve art. 7

Prezzi	Price				
Ø	1/4	3/8	1/2	3/4	1
€	-	-			

A05

Leva e rosone per valvola a sfera da incasso art. 70

Lever and flat lockshield for ball valve art. 70

Prezzi	Price				
Ø	1/4	3/8	1/2	3/4	1
€	-	-			

A13

Maniglia e rosone per valvola a sfera da incasso art.71

Handle and flat lockshield for ball valve art. 71

Prezzi	Price				
Ø	1/4	3/8	1/2	3/4	1
€	-	-			

A12

Prolunga per valvola a sfera da incasso art. 7-70-71

Extension for ball valve art. 7-70-71

Prezzi	Price				
Ø	1/4	3/8	1/2	3/4	1
€	-	-			

A15

Prolunga per valvola a sfera da incasso art. 72-73-74

Extension for ball valve art. 72-73-74

Prezzi	Price				
Ø	1/4	3/8	1/2	3/4	1
€	-	-			-

A06

Girello e portagomma per rubinetti art.5-55-56

Hose union for ball bibcock art. 5-55-56

Prezzi	Price				
Ø	1/4	3/8	1/2	3/4	1
€	-				

A07

Testa di comando sigillabile per valvola a sfera .68-681

Lockable square head for ball valve art. 68-681

Prezzi	Price				
Mis	I	II	III	IV	
€					

A08

Quadro di manovra 28mm. Per valvola a sfera art. 69-691

28mm. square head for ball valve art. 69-691

Prezzi	Price				
Mis	I	II	III	IV	
€					

A09 Nichelato *Nickel plate* 250 Giallo *Brass*

Rubinetto di scarico ø 1/4"

Drain cock ø 1/4"

Prezzi	Price		
Ø	1/4		
A09	€		per/for art. 65RU
250	€		per/for art. 230

A10 Nichelato *Nickel plate* 23T Giallo *Brass*

Tappo ø 1/4"

Plug ø 1/4"

Prezzi	Price	
Ø	1/4	
A10	€	per/for art. 65 - 65RU
23T	€	per/for art. 230

A14

Valvola sfogo aria ø 1/4", nichelata per articolo 65

Nickel plated air vent ø 1/4" for ball valve art. 65

Prezzi	Price	
Ø	1/4	
€		

24A

Cappuccio in due pezzi per saracinesca da incasso art. 240

Two pieces lockshield for built-in gate valve art. 240

Prezzi	Price				
Ø	1/4	3/8	1/2	3/4	1
€	-	-			

24P

Prolunga per saracinesca da incasso art. 240

Extension for built-in gate valve art. 240

Prezzi	Price				
Ø	1/4	3/8	1/2	3/4	1
€	-	-			

31A

Cappuccio in due pezzi per rubinetto da incasso art. 315

Two pieces lockshield for built-in stopcock art. 315

Prezzi *Price*

Ø	1/4	3/8	1/2	3/4	1
€	-	-			

31P

Prolunga per rubinetto da incasso art. 315

Extension for built-in stopcock art. 315

Prezzi *Price*

Ø	1/4	3/8	1/2	3/4	1
€	-	-			

20H

Volantino in alluminio pressofuso di colore rosso per saracinesche

Red aluminium handwheel for gate valve

Prezzi *Price*

Ø	50	55	60	70	80	95	130
€							

20A

Volantino di lamiera stampata di colore rosso per saracinesche

Red steel handwheel for gate valve



Prezzi *Price*

Ø	45	50	55	60	70	80	100	120
€								

41R

Filtro in acciaio inox AISI 304 per raccoglitori di impurita', art. 411-412-412R-412CM

S.S. Strainer for "y" filter, art. 411-412-412R - 412CM



Prezzi *Price*

R"	1/4	3/8	1/2	3/4	1	1 ¼	1 ½	2	2 ½	3	4
€											

43R

Filtro in acciaio inox AISI 304 per raccoglitori di impurita' per gas, art. 413

S.S. Strainer for "y" gas filter, art. 413



Prezzi *Price*

R"	1/4	3/8	1/2	3/4	1	1 ¼	1 ½	2
€								

53A

Girello e portagomma per rubinetti art. 535-545

Hose union for ball bibcock art. 535-545

Prezzi *Price*

Ø	3/8	1/2	3/4	1
€				

62A

Calotta e bocchettone per art. 620-621, tenuta O-ring

Union tail and nut for art. 620-621

Prezzi *Price*

R"	1/2	3/4	1	1 ¼
€				

54A

Chiavetta per rubinetti curvi e portagomma art. 540-545

Removable key for bibcock art. 540 - 545

Prezzi *Price*

R"	3/8	1/2	3/4	1
€				

rasteli rubinetterie s.p.a.

INFORMAZIONI TECNICHE

TECHNICAL INFORMATION

11

Perdite di carico SARACINESCHE
GATE VALVES Pressure drops

Saracinesche in bronzo ed in ottone di tipo normale o pesante
Brass and bronze gate valve heavy and normal type

R"	3/8	1/2	3/4	1	1 ¼	1 ½	2	2 ½	3	3 ½	4
Kv	9,2	11	29	43	81	125	220	380	490	595	710

Saracinesche in ottone di tipo leggero
Brass gate valve light pattern

R"	1/2	3/4	1	1 ¼	1 ½	2	2 ½	3	4
Kv	11	17	29	49	82	140	238	280	505

$$\Delta p\ [mm\ H_2O] = 10.000 \cdot \left(\frac{G\ [mc/h]}{Kv} \right)^2$$

413

Il valore di Δ_p ricavato dal calcolo in base al **Kv** relativo all' articolo 413 deve essere trasformato secondo le seguenti formule :
The Δ_p obtained from the calculation with the **Kv** *related to art. 413 must be transformed following the rules here below :*

Per aria compressa *For compressed air* $\Delta_p\ (daPa) \times \frac{1,293}{1000}$

Per gas metano *For methane* $\Delta_p\ (daPa) \times \frac{0,693}{1000}$

Per GPL *For GPL* $\Delta_p\ (daPa) \times \frac{0,693}{1000} \times 3$

Esempi - Example

Q=1000 Kg/h
art. 413 Ø1 ¼"
Δ_p = 58 daPa

Per aria compressa *For compressed air* $58 \times \frac{1,293}{1000} = 0,075\ daPa$

Per gas metano *For methane* $58 \times \frac{0,693}{1000} = 0,0402\ daPa$

Per GPL *For GPL* $58 \times \frac{0,693}{1000} \times 3 = 0,120\ daPa$

602-611

La velocità e la portata dell' acqua nei tubi determinano i seguenti campi di impiego dei riduttori di pressione.

The velocity and water delivery in pipes create the following pressure regulator working fields.

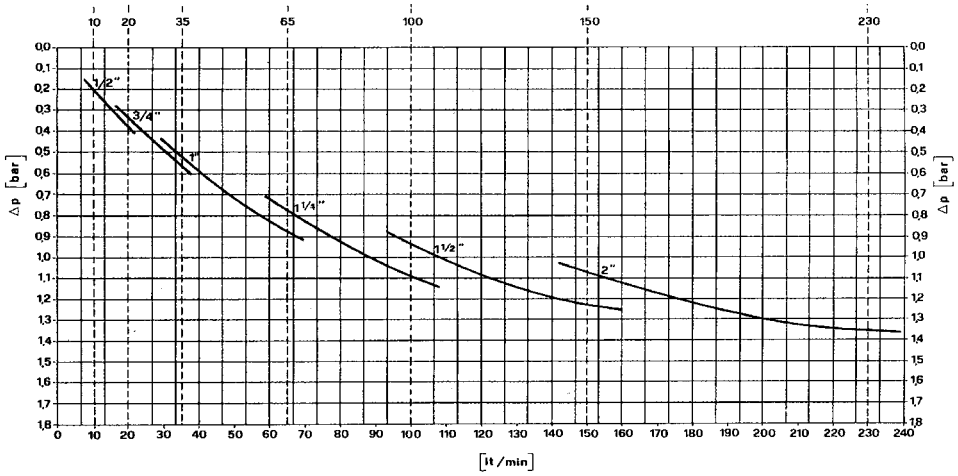

Guida alla scelta della misura dell' articolo A01 ed articolo A02 in funzione del tipo e della dimensione della valvola.

Scheme for chosing the size of art. A01 and art. A02 suitable for the different types and dimensions of the valve.

A01

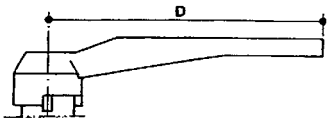

SERIE	.	1/4"	3/8"	1/2"	3/4"	1"	1¼"	1½"	2"	2½"	3"	4"
ARAS	2 - 21	90	90	90	115	115	150	150	180	270	270	320
GOAL	6-61-65	90	90	90	90	115	115	150	180	270	270	320
STAR	4	90	90	90	90	115	115	150	180	270	270	-
NOVA	45-46*-19	90	90	90	90	115	115	150	150	-	-	-
UNION	62	-	-	-	-	-	115	-	-	-	-	-
JOY	3	90	90	90	90	90	115	115	150	180	270	270
ARASJET	5	-	-	90	90	115	-	-	-	-	-	-
SPRINT	55	-	90	90	90	90	-	-	-	-	-	-
COMPACT	56	-	-	90	-	-	-	-	-	-	-	-

* art. 46 ∅ 1/2" LEVA DA 65 mm.

A02

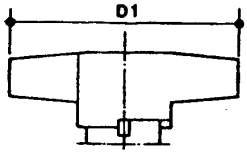

SERIE	art.	1/4"	3/8"	1/2"	3/4"	1"
ARAS	20-211	45	45	60	70	70
GOAL	60-610	45	45	60	60	70
STAR	40	45	45	60	60	70
NOVA	450*-451-190	45	45	60	60	70
UNION	620-621	-	-	60	60	70
JOY	30	45	45	45	60	60

* art. 450 ∅ 1/2" FARFALLA DA 45 mm.

Guida alla scelta della misura dell' articolo A03 in funzione del tipo e della dimensione della valvola.
Scheme for chosing the size of art. A03 suitable for the different types and dimensions of the valve.

A03

MIS.	1ª	2ª	3ª	4ª	5ª	6ª
H	55	70	60	60	64	64
D	25	29	35	40	46	58
VITE SCREW	M4 × 65	M6 × 80	M6 × 70	M6 × 70	M8 × 80	M8 × 80
L	90	115	150	180	270	320

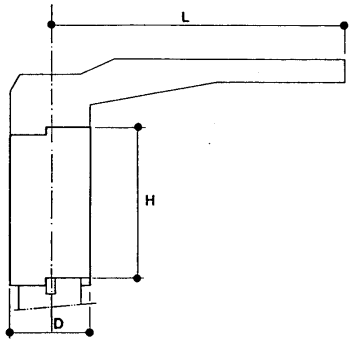

TIPO DI VALVOLA - *VALVE TYPE*	1/4"	3/8"	1/2"	3/4"	1"	1¼"	1½"	2"	2½"	3"	4"
ARAS - art. 2-20-21-211	1ª	1ª	1ª	2ª	2ª	3ª	3ª	4ª	5ª	5ª	6ª
STAR - art. 4-40	1ª	1ª	1ª	1ª	2ª	2ª	3ª	4ª	5ª	5ª	6ª
GOAL - art. 6-60-61-610-65	1ª	1ª	1ª	1ª	2ª	2ª	3ª	4ª	5ª	5ª	6ª
JOY - art. 3-30	1ª	1ª	1ª	1ª	1ª	2ª	2ª	3ª	4ª	5ª	5ª
NOVA - art. 45-450-46-451-19-190	1ª	1ª	1ª	1ª	2ª	2ª	3ª	3ª	5ª	5ª	6ª
UNION - art. 620-621	-	-	1ª	1ª	2ª	2ª	-	-	-	-	-

Guida alla scelta della misura dell' articolo 20A e 20H in funzione del tipo e della dimensione della saracinesca.

Scheme for chosing the size of art. 20A and 20H suitable for the different types and dimensions of the gate valve.

20A

20H

art.	Ø	1/4"	3/8"	1/2"	3/4"	1"	1¼"	1½"	2"	2½"	3"	4"
205	A	45	45	45	50	55	60	70	80	100	100	120
	H	50	50	50	55	55	60	70	80	95	95	130
210	A	45	45	50	50	55	60	70	80	100	100	120
	H	50	50	50	55	55	60	70	80	95	95	130
215	A	45	45	45	50	55	60	70	80	100	100	120
	H	50	50	50	55	55	60	70	80	95	95	130
220	A	45	45	45	45	50	55	60	70	80	100	100
	H	50	50	50	50	55	55	60	70	80	95	95
230	A	-	-	45	50	55	60	70	80	-	-	-
	H	-	-	55	55	55	60	70	80	-	-	-

SCHEDE TECNICHE
TECHNICAL DATA SHEET

Per tutti gli icoli del catalogo sono disponibili nel sito www.rastelli.it le relative schede tecniche.
On our web site www.rastelli.it are available the technical sheet of all the icles.

CONDIZIONI COMMERCIALI

Data : _____

Sconto : _____

CONDIZIONI GENERALI DI VENDITA

OFFERTE
Le offerte non impegnano la Casa a definire il relativo contratto di fornitura.
I contratti conclusi dagli agenti o rappresentanti del fornitore non sono definitivi se non dopo che siano regolarmente accettati dalla Casa.

PREZZI
Il presente listino annulla e sostituisce ogni precedente listino prezzi.
I prezzi si intendono per merce franco Stabilimento di Invorio e imballo al costo. I prezzi non includono l'imposta sul valore aggiunto (I.V.A.).
I costi d'imballo e trasporto non sono vincolati al contratto di fornitura ma sono soggetti agli eventuali aumenti che dovessero intervenire prima della spedizione.

VARIAZIONE PREZZI
In caso di aumento dei prezzi intervenuto dopo il conferimento dell'ordinazione è facoltà della Casa di adeguare, a tale aumento, i prezzi in vigore alla data dell'ordine.

CONSEGNE
I termini di consegna eventualmente pattuiti non sono vincolanti e si intendono salvo imprevisti o cause di forza maggiore. Le consegne parziali di merce non possono essere rifiutate dal Committente e non danno diritto all'annullamento dell'ordine.
Nei casi di pagamento anticipato o mediante lettera di credito o licenza d'importazione, non verrà effettuata alcuna consegna prima del ricevimento del pagamento o dei documenti relativi alle succitate operazioni.
Tutte le consegne sono rese franco Stabilimento e viaggiano ad ogni effetto di rischio e pericolo dell'acquirente anche se la resa è stabilita franco destino e il trasporto con automezzi della Casa.
Pur seguendo le istruzioni del Committente, è facoltà della Casa di scegliere il mezzo di trasporto più idoneo e disponibile al momento.

IMBALLO
Non si accettano imballaggi di ritorno.

RECLAMI
Non si accettano contestazioni o reclami se non eseguiti a mezzo lettera raccomandata entro otto giorni dalla data di ricezione della merce.
Non si accettano merci di ritorno senza preventiva autorizzazione.
Il materiale riscontrato difettoso sarà sostituito gratuitamente senza nessun altro indennizzo per danni, spese o riparazioni.

PAGAMENTI
I pagamenti debbono essere effettuati direttamente alla Casa nei termini pattuiti.
Qualora non venissero rispettate le scadenze convenute, la Casa si riterrà autorizzata ad addebitare gli interessi al tasso Bancario corrente.
La Casa si riserva il diritto di sospendere le consegne in caso di mancato pagamento di precedenti forniture.
Gli agenti e i rappresentanti non hanno autorità di riscuotere crediti salvo esplicita autorizzazione della Casa.

CONDIZIONI GENERALI
Le presenti condizioni di vendita e di consegna si intendono integralmente accettate con il conferimento dell'ordinazione.
Illustrazioni, dimensioni, indicazioni di peso o altri riferimenti presenti nei cataloghi non sono vincolanti.
La Casa si riserva il diritto di apportare eventuali variazioni alla produzione che comunque non ne diminuiranno la validità e la qualità.

EFFETTI LEGALI
Qualsiasi condizione indicata dal Committente in contrasto con quelle indicate nel contratto di fornitura non avrà valore.
Per qualsiasi omissione di condizioni si farà riferimento al codice civile italiano.
La nullità di una condizione del contratto di fornitura non toglierà validità alle altre condizioni.
Per ogni controversia, unico competente è il foro di Verbania.

Rastelli Rubinetterie S.p.A.

Note

Elaborazione grafica : Rastelli Rubinetterie S.p.A. - Stampa tipografia Testori
Settembre 2013